

**E**  **UINE**  
Sports Council

## Forward

Welcome to the Equine Sports Council Standards & Guidelines, a reference guide for participants and officials. Our sanctioned network of horse shows is dedicated to promoting fairness, safety, and excellence in all facets of equine sports.

We extend our deepest gratitude to all those who have contributed to the development of these standards and guidelines. Your dedication and expertise are instrumental in shaping the future of our industry.

This document is organized in four pillars:

- The *Standards & Guidelines* pillar covers activity and conduct *outside the show ring*.
- The *Welfare & BioSecurity* pillar outlines standards for human and animal welfare, our elective drug testing program, and offers guidance on the proper allowance of therapeutic medications.
- The *Rule Enforcement & Penalties* pillar sets guidelines for penalties based on the severity of the infraction.
- *Sports Concepts* are the class and judging specifications for how the sport of showing horses is to occur *inside the ring*, grouped by breed or discipline.

## Approval & Authorized Use

Horse Shows occurring in 2024 that subscribe to the ESC Network and collect ESC sanctioning fees are hereby authorized by the Officers of Equine Sports Council full use of these standards and guidelines effective July 31, 2024 through December 31, 2024. Effective July 31, 2024 the Officers of ESC approved Version 5.3 which contains edits to the following sections: Drug & Medication Policy

## **Table of Contents**

**Pillar 1                      Standards & Guidelines**

**Pillar 2                      Welfare & Biosecurity**

**Pillar 3                      Penalties & Enforcements**

**Pillar 4                      Sports Concepts**

**Breeds**

**SC 1                      American Saddlebred**

**SC 2                      Hackey**

**SC 3                      Morgan**

**Disciplines**

**SC 21                    Roadster**

**SC 22                    Saddle Seat Equitation**

**SC 23                    Monarch Single Bit**

**SC 24                    Hunter Jumper**

**SC 25                    Working Ranch**



**STANDARDS & GUIDELINES**

## STANDARDS & GUIDELINES

### CHAPTER 1 – DEFINITIONS

#### **DF100 - ESC Organization**

Equine Sports Council is a non-member, private Alabama Corporation dedicated to the support and growth of the horse show industry by creating a network of horse shows that all use the same standardized set of rules and guidelines, and by giving back to the breeds and disciplines who support our network.

#### **DF100.1 ESC Horse Show Network**

Horse shows within ESC's network are committed to providing a competition environment that promotes good sportsmanship, fair competition, and the highest standards of horsemanship. The welfare of the horse and the safety of exhibitors are paramount. Exhibitors at ESC shows are required to sign entry forms, and pay an ESC fee which constitutes a contractual agreement that these rules will be followed. Failure to do so may result in suspensions which are documented here: [EquineSportsCouncil.org/info](https://EquineSportsCouncil.org/info)

#### **DF100.2 Recommended Document Use**

This document is developed for the shows within the ESC Network and is subject to ongoing updates and customization based on the class types offered at ESC Network horse shows. Federal or State Provincial laws, including but not limited to emergency preparedness, storm/weather evacuations, banned medication substances (which may include government drug testing which may differ from ESC) should always be followed. Individual Breed and Discipline Associations may have variances between one another in their rules and definitions, and those unique breed or discipline rules would apply accordingly. At ESC Governed events, the ESC Suspension list supersedes any other association or governing body, unless there is reciprocity. Show management may deny entry to any individual for any reason.

#### **DF101 Age of Individual**

Is determined by their age as of December 1 and will be maintained throughout the show year.

#### **DF102 Adult/Senior**

Individual who has reached his/her 18th birthday, and a **Master** is an individual who has reached their 50th birthday.

### **DF103 Juvenile Exhibitor**

An individual who has not reached his/her 18th birthday.

### **DF104 Youth**

An individual between the ages of 18-21.

### **DF105 Family**

For show purposes the term family includes husband, wife, common law husband/wife, same/opposite gender partners, parent, step-parent, child, brother, step-child, sister, half brother and sister, aunt, uncle, niece, nephew, grandmother, grandfather, grandchildren, and in-laws of the same relation as stated above.

### **DF106 Trainer (PRO)**

1. Any person who has “agent responsibility” for the care, training, custody or performance of a horse.
2. The trainer must be designated on, and must sign the entry blank.
3. If a minor exhibitor has no trainer, a parent or guardian must sign and assume responsibility as trainer.

### **DF107 Amateur (non-PRO)**

A person competing in ESC amateur or non-PRO classes must adhere to the following practices:

1. An amateur MAY accept financial compensation for judging, instruction of academy/lesson riders under the direction of a professional trainer or instructor, article or photo publications, or coaching the disabled. ***This rule may differ among various Sanctioning Organizations and acceptance of compensation may affect one’s amateur status outside of the ESC affiliated network.***
2. An amateur may NOT accept financial compensation for training a horse or for showing a horse at any show.
3. An amateur may NOT accept financial compensation for coaching/instructing any non-academy person to ride, drive or to show in-hand; including coaching/instructing riding or driving clinics and seminars. (Exception: See DF101.6a)
4. An amateur may not train or show a horse, or instruct a non-academy rider, driver or handler, when compensation for this activity will be given to a corporation or farm which he, or his family, owns or controls.
5. An amateur may not act as an agent nor accept commission for the sale, purchase and/or lease of a horse unless said horse is owned by him/her or a family member.
6. Individuals who are interning to receive college credit may receive a stipend for such and may maintain amateur status. However, these students may only exhibit horses owned by

themselves or the trainer for whom they are working. They may not exhibit client horses in the Youth or NON-Pro divisions.

7. Changing back to Amateur Status - Individuals who have not engaged in any of the activities in DF101.6 b-g during the preceding one (1) calendar year may compete in amateur classes.
8. For the purpose of the above rules, financial compensation is defined as rewards (monetary or in kind) received for duty and/or services rendered.

#### **DF108 Amateur Owner Trainer (AOT)**

1. Entries must be registered under the competitor's name or a family member's name. Leased entries are ineligible.
2. Joint ownership is prohibited unless all owners are from the same family.
3. Horses may be stabled with or hauled by a professional.
4. Headers and in-ring assistants must be amateurs at least 16 years old.
5. Professional coaching is not allowed in the warm-up ring or during the class.
6. Entries must not have received professional training for at least 60 days (American Saddlebred: 90 days) prior to the competition.
7. Amateur Owner/Trainers (AOTs) are permitted to take lessons and attend clinics, with restrictions on training.
8. Trainers or instructors may demonstrate training techniques on horses intended for AOT classes solely to educate the owner. Demonstrations may occur once every 30 days.

#### **DF109 Coach**

Any adult who provides riding, driving or handling instruction for non academy riders, drivers or handlers.

#### **DF110 Agent**

Any person who acts on behalf of an exhibitor, owner or lessee of a horse, trainer, rider, driver or handler at or in connection with a show.

#### **DF111 “Client” Shall Include:**

1. Any person who has received or who has a member of his/her family who has received horse training, instruction in riding, driving, or showing in-hand/halter from the official or from an official's employee; regardless of whether compensation was exchanged outside of, or at a show.
2. Any person who pays board to the official, or to a member of his/her family. (Exception: Stud/Broodmare board)
3. Conducting clinics or instruction in group activities does not constitute a client relationship, unless individual instruction is given.

#### **DF112 Lessee**

An individual who leases a horse from an owner for the purpose of riding, driving or exhibiting said horse. A Lessee is considered the “owner” of the horse for the purpose of showing with proper documentation submitted with the entry forms.

#### **DF113 Owner**

The person(s) listed on the horse’s registration or the lessee of the horse with proper documentation submitted with the entry forms.

#### **DF114 Exhibitor**

The person entered in a show as a rider, driver, vaulter or handler.

#### **DF115 Horse**

The term horse refers to any equine and may also include mule if the discipline allows such.

#### **DF116 Horse Age / Status**

An Equine is considered to be one year old on the first day of January following the actual date of foaling for show purposes.

1. A **Senior** horse is six years of age or older.
2. A **Junior** horse is generally four years of age or younger. Hackneys - four or younger. Friesians - six or younger. (See Breed/Discipline exceptions)
3. A **Green** horse is in their first show year of showing in any performance discipline.
4. A **Maiden** horse has not yet won a first place ribbon in a specific division. (See breed/discipline exceptions)
5. A **Novice** horse has not yet won three first place ribbons in a specific division. (See breed/discipline exceptions)
6. A **Limit** horse has not yet won six first place ribbons in a specific division. (See breed/discipline exceptions)

#### **DF117 Horse Gender**

Mare - female horse

Gelding - male horse that is castrated

Stallion - a male horse that is not castrated

#### **DF118 Horse Size**

Standard horse sizes vary by breed associations and their judging specifications. On average equines measuring greater than 14.2 hands are considered to be a “horse” versus a “pony,” which typically measure under 14.2 hands. There are exceptions to these measurements. Refer to the breed judging standards for more specifics.



### **DF119 Soundness and Loss of Sight**

1. All horses at ESC governed events must be serviceably sound. Horses that show signs of recent cruelty or abuse should be reported to show management immediately and examined by the show vet. Horses exhibited with labored breathing, poor cadence and/or minor soundness issues may be penalized at the judge's discretion.
2. A horse with loss of sight in one eye may be deemed eligible to compete in performance classes provided the division rules allow it.
3. Horses with loss of sight in at least one eye in breeding classes may be deemed ineligible based on the standards of the breed.

## **CHAPTER 2 – COMPETITION GUIDELINES**

### **GL201 Show Year**

Begins January 1 and ends December 31.

### **GL202 Roles & Responsibilities of Show Personnel**

All ESC shows are required to designate, prior to the start of the show, named individuals fulfilling the roles of: Show Manager, Steward and Judge. The Judge's role cannot be interchangeable with other responsibilities.

**The primary Roles and Responsibilities of show personnel are as follows:**

### **GL202 Show Manager**

Overall responsibility for operations.

### **GL203 Show Secretary**

Processes and keeps the records of the show.

### **GL204 Show Judge**

Officiates classes and awards class placings.

### **GL205 Steward or Technical Delegate**

Provides guidance on the rules.

### **GL205.1 Show Commission**

All ESC shows appoint a three person "Show Commission" that is designated in the prize list and/or show website. The Show Commission must consist of adults at least 18 years of age that are familiar with the ESC Rules and able to provide guidance.

The Show Commission cannot consist of the show's judge. The Show Commission should include individuals that are present at the show such as the Show Manager, Ring Master, Show Secretary or show committee member(s). The Show Commission is empowered to make unanimous decisions, including disqualification and removal of exhibitors from the show grounds.

### **GL206 Ringmaster**

Assists the Judge and oversees ring safety.

**GL207 Show Farrier**

Provides shoeing services at the show.

**GL208 Show Vet**

Provides veterinary care & determines lameness.

**GL209 Paddock Manager**

Monitors entries entering and exiting the classes and announces class status to the barns.

**GL210 Show Volunteers**

All other individuals that perform tasks for the Show Committee such as ring maintenance and ribbon presentations.

**GL211 Division**

The term “Division” is interchanged between referring to the specific breed or disciplines rules and the types of classes within a specific breed or discipline type of class (i.e. Saddlebred Division and the Three Gaited Division within)

**GL212 Commencement and Completion of Classes**

1. In classes where horses compete collectively, a 2-minute warning is issued, and the in-gate must be closed after the last horse enters the ring or when the 2-minutes are up; whichever is the latter.
2. Judging may not commence until the gate is closed.
3. In classes where horses compete collectively, a class is considered completed when the class has been judged in accordance with the rules and the judge(s) submit their cards to the ringmaster or announcer.
4. In a class where horses compete individually, a class is considered completed when all horses have completed the class routine as designated by the rules.

**GL213 Shown and Judged**

In classes where horses compete together, a horse has shown and been judged after performing all required gaits both ways of the ring and remaining in the ring until excused by the judge.

**GL214 Disqualification in a Show**

1. To exclude an exhibitor from participation.
2. If the exhibitor is disqualified after competing, but received an award, the award must be forfeited and may not use the class to qualify for a Championship.

### **GL215 Elimination**

An exhibitor who is eliminated for cause is ineligible to receive an award in that class and may be eliminated from the entire show at the discretion of show officials.

### **GL216 Excused**

1. An exhibitor may request to be excused from a class and may leave the ring upon permission from the judge.
2. A judge has the authority to excuse an exhibitor from the ring when there is a safety concern, or an act was performed that has disqualified the exhibitor from competition. An exhibitor who is excused is ineligible to receive an award for that class.

### **GL217 Falls of Rider or Horse**

1. A rider has fallen if s/he is involuntarily disengaged from his horse which requires them to remount.
2. A horse is considered to have fallen when the shoulder and haunch on the same side have touched the ground.
3. The fall of a horse and/or rider will disqualify the entry if the fall was due to bad manners of the horse or if the safety of the rider is threatened. A fall in the Western, Reining and Dressage divisions require disqualification. Refer to Breed Specific judging standards.

## CHAPTER 3 – CLASS TYPES

The status of Maiden, Novice or Limit entries is as of the closing date of entries for any particular show. Ribbons won in one-horse classes do not count.

### **CL301 Maiden**

Horses that have not won a first place ribbon at any sanctioned or open show.

### **CL302 Novice**

1. **HORSES** that have not yet won 3 (three) first place ribbons at any sanctioned or open show.
2. **RIDERS** who have not yet won 3 (three) first place ribbons at any sanctioned or open show.

### **CL303 Limit**

1. **HORSES** that have not yet won 6 (six) first place ribbons at any sanctioned or open show.
2. **RIDERS** who have not yet won 6 (six) first place ribbons at any sanctioned or open show.

### **CL304 Division Designation Differences**

For the following breeds/disciplines: Friesian, Hackney, Morgan, Roadster, and Open Western, ribbons won within one division do not count against the determination of Maiden, Novice or Limit status if the horse is shown in a different division (i.e. A horse that is no longer Novice in Morgan Park Harness may still be eligible as a Novice Western Morgan Pleasure horse).

### **CL305 Saddlebred Designation Differences**

First place ribbons won in any under saddle classes impact the status of a horse for under saddle divisions, but do not affect the status for driving classes, and vice versa. (i.e. A horse that is no longer Novice for Country Pleasure under saddle, would no longer be eligible for any under saddle Novice classes, but could be eligible for a Novice Country Pleasure Driving class.

### **CL306 Hackney Designation Differences**

1. The status for Hackney ponies is impacted between the Roadster Pony and Hackney Roadster classes. (i.e. If a Hackney pony is no longer eligible for Novice Roaster pony, they would not be eligible for Hackney Roadster Pony).
2. Riders - see breed/divisions rules to determine Maiden, Novice or Limit status of riders, drivers and handlers.
3. Ribbons won in one-horse classes do not count in reckoning the maiden, novice or limit status of either horse and/or rider/driver in any division.
4. The status of Maiden, Novice or Limit entries is as of the closing date of entries for any particular show.

5. Ribbons won within one section or division do count in the reckoning of Maiden, Novice, or Limit status if horses compete in a different division.

#### **CL307 Open Classes**

May include horses of any age or sex, or riders, drivers, handlers of any status. The show should make clear distinctions for these classes.

#### **CL308 Owner's Classes**

Must consist of exhibitors that own the horse being shown or may be a member of the owner's immediate family unless otherwise stated in the prize list.

#### **CL308 Amateur Classes**

Must consist of individuals who are eligible in accordance with DF101.6 may compete in these classes. Amateur classes are restricted to riders, drivers or handlers who are no longer eligible to compete as a Juvenile Exhibitor unless Juvenile Exhibitor classes are not available at the show.

#### **CL309 Amateur/Owner Classes**

The Exhibitor must be an amateur and the owner, or an amateur member of the owner's family.

#### **CL310 Amateur Owned and Trained Classes**

1. Open to horses that are owned, trained and exhibited by an amateur and/or an amateur within their immediate family.
2. A horse may not have had professional training within 90 days prior to being shown and may not be professionally trained at the show when being shown in an AOT class.

#### **CL311 Breeding or In-Hand**

1. Breeding or In-Hand classes may be offered in any division. The prize list must designate the age, sex, height, rider status (if necessary) and manner of showing for these classes.
2. All Futurity classes are considered part of the respective Breeding sections.

#### **CL312 Model Classes**

Model classes may be offered in any division. They may be divided by, age, sex, and height or rider status and may be held prior to a Breeding section to provide a standard for judging.

#### **CL313 Local Classes**

Classes in which entry is limited to territory/state (whether bred or resides) or members of a club. Any specs outside of division specs must be listed in the prize list or the show's website.

### **CL314 Academy Classes**

Entries are limited to beginners and/or intermediate exhibitors. Once an exhibitor shows in regular performance classes, they are no longer eligible to show in Academy classes.

1. Exception: riders who have shown in performance under saddle may show Academy driving and Driver who has driven in performance may show Academy under saddle.
2. Horses in academy classes should be “lesson-type” horses that are regularly used in a lesson program. Horses may be privately owned, but they should not be “in training”.
3. Unless local rules specify otherwise, academy horses may be cross entered into performance classes with a different rider.
4. Horses may be flat shod. Refer to local rules regarding the use of pads.
5. Hoof blacking is encouraged, but braiding is not permitted.
6. Juvenile Exhibitor academy riders must wear riding helmets.

### **CL315 Exhibition (Demonstration)**

A performance included in the schedule which highlights certain skills/qualities of interest to the equestrian community.

### **CL316 Opportunity Class**

Open to any horse and does not require registration papers to enter. Opportunity classes only qualify for Opportunity Championships. Unless otherwise stated in Prize List, entries may cross entered in Opportunity and non-Opportunity classes.

## **CHAPTER 4 - REQUIREMENTS OF SHOWS**

### **RS401 ESC Registration for Horse Show Network**

Competitions must register annually for the ESC Horse Show Network. This ensures the horse show additional protections and benefits through utilization of the ESC Network, its standardized rules and guidelines, officials' insurance, and our dispute resolution process. The shows will collect a \$15 ESC Affiliation Fee for each Performance (non-Academy) horse shown. Academy riders will be charged \$5 each. The ESC exhibitor fees collected are due to ESC within thirty (30) business days following the conclusion of the show.

ESC Marketing Grant Year 2 & Subsequent Years – Based on the prior year exhibitor fees collected by a competition, 25% of the total collected will be re-invested in the show as a marketing grant for class sponsorships, digital and print advertising, hospitality, awards, or other approved promotional activities.

ESC Marketing Grant Guarantees & Forfeitures – shows must remain within the ESC Network or forfeit their earned marketing grants.

### **RS402 Drug Testing Fees**

1. Competitions with at least 250 entries may elect to have drug testing at their event.
2. Competitions utilizing ESC drug testing will collect \$10 ESC drug fee per PERFORMANCE horse exhibited to remit to ESC within 10 days following the competition.
3. ESC will contract with a licensed Veterinarian to randomly perform drug testing.
4. Competitions will agree to provide assistance to the testing Veterinarian and proper facilities as necessary.
5. Horse Shows in the ESC Network have the right to drug test any horse on the show grounds when animal welfare is a concern. All drug testing must be approved through ESC by calling 1-855-Equine1. All horses at ESC events are required to submit to random drug testing at the direction of ESC, state/local authorities, show staff and/or the show vet. Refusal to cooperate or preventing immediate access to the horse for drug testing will presume an admission of guilt to a Class 1 drug offense.

### **RS403 Show Commitment to ESC**

Show Management, Trainers and Exhibitors agree to follow the rules, standards and class specifications provided herein, and agree to operate the show in accordance with these guidelines.



#### **RS404 Insurance Coverage**

1. It is required that all shows provide proof of \$1 Million Dollar General Liability insurance for each show. Equine Sports Council must be named as an additional insured, and the certificate must stipulate date and location of event. Certificate of Insurance must be submitted to Equine Sports Council 30 days prior to the start of the show.
2. Equine Sports Council will provide a one (1) year Official's Liability Insurance which covers \$6 million per claim and \$14 Million aggregate for any Judge officiating at an ESC affiliated show. Policy will start by the first day of judging at an ESC show and will be effective for one year.

#### **RS405 Required Designated Show Officials**

The following are required official positions: Manager, Steward, Secretary, Judge, Show Commission, Announcer, Ringmaster, Paddock Master, Farrier and Gatekeeper. Except for the Judge, individuals may serve in more than one capacity.

#### **RS406 Optional Show Officials**

The following are optional officials and/or staff/volunteers the show is encouraged to provide: Photographer, Videographer, Veterinarian, (may be on call), Awards Coordinator, Safety Coordinator

#### **RS407 Required Emergency Medical Staff**

It is strongly recommended that all shows, regardless of their size, have an Emergency Medical Technician (EMT) or Qualified Medical Personnel present during all scheduled performances for treatment of human injury, and have a Human Ambulance Service ON CALL.

Shows with greater than 250 entries are REQUIRED to have a designated Emergency Medical Technician (EMT) or Qualified Medical Personnel on site during scheduled classes.

Major competitions, with more than 1,000 entries, should make every effort to have an ambulance on site during all scheduled performances.

Shows are also strongly encouraged to have readily available emergency transport equipment for horses.

## **CHAPTER 5 – SHOW OFFICIALS**

### **SO501 Show Officials**

Horse shows are responsible for hiring qualified individuals and verifying the appropriate level of experience for judging officials.

Judges for any ESC Network show must register with ESC and will receive complementary Officials Liability insurance.

The Judge, Show Manager and Steward must be documented in the prize list prior to the start of the show. The Show Manager may also serve as the Steward or as a Show Commission member, but the role of the Judge must be independent.

### **SO502 Show Manager**

Has the ultimate decision-making authority at all ESC governed horse shows. It shall be the duty of the Manager to:

1. Provide all necessary physical facilities to accommodate the show.
2. Accept responsibility to ensure that all rules are enforced.
3. Hire personnel needed to ensure a successful show.
4. Investigate and act on any rule violation brought to his/her attention.

### **SO503 Show Secretary**

1. Shall accept entries, collect fees and keep accurate records and documentation of all classes.
2. Provide the announcer and gate/paddock person with class sheets and/or order of go.
3. Responsible for splitting classes and posting class splits, if the number of entries warrants.
4. Provide the judge with cards for respective classes.
5. Post and submit the show results to relevant organizations.

### **SO504 Show Judges**

The Judge is responsible for awarding placings for performances inside the show ring. The Judge should:

1. Officiate each class in conformity with the rules and specifications of classes as they appear in the ESC rules.
2. Ensure ring safety and excuse any unruly horses from the ring.
3. Report any observed rule violation to the Steward and/or Manager so that necessary investigation and/or action can be taken.

4. Report to the Steward and/or Manager all abusive, threatening or harassing behavior that may be a violation of ESC rules, animal or human welfare, or unsportsmanlike conduct.
5. Failure of a Judge to “Officiate” at a show which s/he has committed to officiate may constitute a breach of contract, except in cases of family or personal emergencies.
6. When more than one Judge is used to officiate, it is the responsibility of those Judges to place the classes independently.
7. Judges are required to file a report with ESC should any individual materially violate ESC’s rules in Ethical Engagement of Officials.

#### **SO505 Prohibited Conflicts of Interest**

1. A Judge or their family may not be an exhibitor, trainer or other official at that show while serving as judge.
2. A Judge may not officiate in any division where a family member is exhibiting or where a horse owned by the judge is being presented.
3. A Judge may not be the house-guest of a person who is exhibiting in the show or whose family is exhibiting in the show.

#### **SO506 30 Day No-Transaction Period**

1. No horse may be shown before a Judge that has been sold by said Judge, his employer, or employee within a period of 30 days prior to the show unless *otherwise specified in the prize list or breed/discipline rules*.
2. No horse may be shown before a Judge that has been boarded, owned, trained, or shown by said Judge within a period of 30 days prior to the show unless otherwise specified in the prize list or breed/discipline rules.
3. No one may show before a Judge where either the Judge or exhibitor has compensated the other person for the leasing, boarding, riding, training, consulting, schooling, assisting, or tutoring of any horse within a period of 30 days, unless otherwise specified in the prize list or breed/discipline rules. This does not apply to stud fees and broodmare care.

#### **SO507 Requesting Judges Feedback**

An exhibitor may make a request through the Show Steward or Manager for the Judge’s opinion concerning that exhibitor’s horse. The request must be made at the conclusion of the show. It is the judge’s discretion whether they speak with an exhibitor.

#### **SO508 Show Ring Announcer Responsibilities**

1. Under the instruction of the judge (via the Ringmaster) the announcer is to call the classes to the ring, to call all gaits, and to announce any additional instructions as may be necessary during the classes.

2. The Announcer may provide general information about classes and horses, make special announcements and keep the general interest of spectators.
3. The Announcer does not have the authority to call a timeout or excuse an exhibitor without the express direction of the Judge.

#### **SO509 Ringmaster Responsibilities**

1. The main responsibility is to assist the designated judge when needed, monitor the show ring for any potential dangers, and to accept a request for “time out”.
2. Escort any person to center ring, such as a ribbon presenter, whose presence is needed in center ring.
3. Ringmasters shall only directly engage judging staff during a class when there are potential emergencies.
4. The Ringmaster has no authority to call a timeout or excuse an exhibitor without the express direction of the Judge.

#### **SO510 Farrier Responsibilities**

1. A Farrier is to be available throughout the Show and/or on call; and may be called upon during hours prior to and after the show.]
2. The farrier must be knowledgeable about the shoeing rules of the breed/disciplines competing at the show.

#### **SO511 Paddock Master**

1. Responsible for maintaining a safe environment of entry into the ring and in the warm-up areas and helping to communicate announcements to the barns of current class schedule in the ring.
2. Integral in managing the flow of the schedule.
3. Must report to the Steward and/or Management any possible violations as observed in the warm-up areas.

#### **SO512 Stewards or Technical Delegates**

1. Have full knowledge of the current Rules
2. ESC encourages the use of individuals who have been trained to be Stewards, however, the designation of a "Steward" can alternatively be a Show Manager or a Show Commission member with the ability to enforce guidelines.
3. Be available to all officials and exhibitors to assist in the interpretation and application of the rules.
4. Be available to investigate any allegation of rule violation or any other behavior which may result in a possible violation.
5. Report any offenses or violations of the rules to the Manager, Show Commission and/or ESC.

6. The Steward, after independently investigating, or in concert with manager, may deem a violation has occurred and may request winnings returned, placings changed, or eliminated in cases of abuse or egregious actions.
7. May not officiate in any division which s/he, members of his family, or any of his clients are an exhibitor.

#### **SO513 Show Veterinarian**

1. An equine veterinarian that is licensed in the same state or province (or has reciprocity licensure) to where the horse show is being held must officiate in the capacity of horse show veterinarian.
2. The veterinarian shall assist the Show Manager and/or Steward in situations regarding the health and/or welfare of a horse on the show grounds.
3. If the veterinarian is asked his/her opinion on the soundness of a horse, that decision will be final and may affect the placing of the horse, if necessary.
4. S/He may not rule on the soundness of a horse which a family member may be showing.
5. The show veterinarian may compete at the show but must hold the position of show veterinarian as a priority over showing.

#### **SO514 Show Commission**

All ESC shows are required to establish a three (3) member "Show Commission" composed of adults who are knowledgeable of the ESC show rules. The Show Commission is responsible for the successful execution of all ESC Rules and Guidelines.

1. The Show Commission shall be available at all times during the event to hear formal complaints filed at the show.
2. Shall consist of at least three responsible people which may include Horse Show Board/Committee Members or Show Officials.
3. The Show Commission will be responsible to submit a written report to ESC of any complaints heard by said group.
4. Shall have the authority to cause an exhibitor to return winnings, have placings changed, or to disqualify in situations which warrant.

#### **SO515 Course Designer**

1. A Course Designer will be responsible for laying out the courses, building the obstacles, and for the measurement of the course.
2. Shall be present or have a designated representative present to report to the Judge that the course is ready in all respects.
3. Copies of the courses must be given to the Judges.

#### **SO516 Show Staff**

The competition may provide additional staff and/or volunteers to assist with running the show as necessary.

#### **SO517 Prize Lists**

Prize lists must include: location and date of show, closing date of entries, the officials, local or facility rules, class schedule, any special class descriptions and all relevant fees. Prize lists must contain an entry blank which includes the ESC disclaimer language listed below:

**EVERY ENTRY AT A SHOW THAT PAYS THE EQUINE SPORTS COUNCIL EXHIBITION AND/OR DRUG FEES AND IS EXHIBITED AND JUDGED ACCORDING TO THE ESC RULES AND GUIDELINES SHALL CONSTITUTE AN AGREEMENT AND AFFIRMATION THAT: (1) THE OWNER, AGENT, LESSEE, TRAINER, MANAGER, COACH, DRIVER AND RIDER AND ANY OF HIS/HER REPRESENTATIVES ARE BOUND BY THE SHOW RULES; (2) THAT EVERY HORSE, RIDER, AND/OR DRIVER IS ELIGIBLE AS ENTERED, INCLUDING AMATEUR OR PROFESSIONAL STATUS; (3) THEY AGREE TO ACCEPT AS FINAL THE DECISION OF SHOW MANAGEMENT ON ANY QUESTION ARISING UNDER SAID RULES, AND AGREE TO HOLD THE SHOW, EQUINE SPORTS COUNCIL, THEIR OFFICIALS, DIRECTORS, AND EMPLOYEES HARMLESS FOR ANY ACTION TAKEN; (4) THAT THE OWNER, RIDER/DRIVER AND ANY OF THEIR AGENTS OR REPRESENTATIVES AGREE TO HOLD THE SHOW, EQUINE SPORTS COUNCIL, AND THEIR OFFICIALS, DIRECTORS, EMPLOYEES AND AGENTS HARMLESS FOR ANY INJURY OR LOSS SUFFERED DURING OR IN CONJUNCTION WITH THE SHOW, WHETHER OR NOT SUCH INJURY OR LOSS RESULTED DIRECTLY OR INDIRECTLY FROM THE NEGLIGENT ACTS OR OMISSIONS OF SAID OFFICIALS, DIRECTORS, EMPLOYEES OR AGENTS OF THE SHOW OR EQUINE SPORTS COUNCIL.**

#### **SO518 Prize Money**

The schedule of payment must be stated in the prize list, along with the timeline for payment.

#### **SO519 Refund Policy**

Must be included in the prize list.

#### **SO520 Adherence to Prize Money Payout**

Shows must adhere to prize payout and refund policies stated in their prize list and may be subject to disciplinary action, if after receiving a complaint from an exhibitor, ESC discovers it was not followed.

#### **SO521 Changes to the Prize List**

After publication of the prize list, changes must be posted on the show's website, communicated to exhibitors by any means available to the show and posted in the show office. Show management must advise exhibitors of the additions upon check in, post notices in the office and make announcements during the show.

#### **SO522 Submission of Show Entries**

1. Entries must be signed by the participants and must be accompanied by funds to cover show fees. When a participant is under 18, his/her parent, guardian, or trainer, must sign an entry blank on the minor's behalf.
2. For on-line entries, electronic signatures may be accepted in accordance with applicable laws in the state where the show is being held.

#### **SO523 Post Entry Policy**

Shows may create their own post entry policy but shall include such in the prize list.

#### **SO524 Collection & Non Payment of Show Fees**

1. Competitions must set criteria in the prize list for instances that entry fees may be refunded.
2. Insufficient payment for fees related to show entries and other show related expenses may be submitted to ESC for assistance in collection.
3. An individual or entity who submits a payment to the show or facility for entry fees, stabling, shavings, feed/hay which is denied/declined; whether invalid credit card, bounced check, stop payment, etc. may be refused entry at that and other ESC shows until such time as the debt is resolved with the affected show(s).
4. The show may submit proof (notification from the bank or credit card company) of invalid payment to ESC within 30 days of notice.
5. ESC will contact the individual to attempt to resolve the issue.
6. If the debt is not paid, ESC will post the individual/entity's name on the ESC website. The affected show and other ESC affiliated shows MUST refuse entries from anyone on the ESC's Infraction list for past due debt. Once the amount past due is paid, ESC should be notified for reinstatement.

Please see ESC's Infractions list for suspended exhibitors:

<https://equinesportscouncil.org/info/>

#### **SO525 Submission of Show Results to ESC**

1. Show results must be submitted to ESC electronically within thirty (30) days of the last scheduled show date.
2. Show results not submitted electronically will be assessed a special handling fee.
3. Failure to submit the show results or notification of cancellation to ESC within thirty (30) days of the last scheduled show date may result in future approval being denied.
4. Shows may use the coding for relevant classes already made available in the horse show software they have been using.
5. Shows are encouraged to retain copies of entries for at least one (1) year following the show.

### **SO526 Refusing Entries of Suspended Exhibitors**

Shows MUST refuse entries of exhibitors that appear on ESC's infraction list as SUSPENDED. Shows that fail to refuse suspended entries are in breach of their contractual responsibilities with ESC and risk the loss of protection provided by the ESC Network. See ESC's Infractions list of suspended individuals: <https://equinesportscouncil.org/info/>

### **SO527 Reasons for Suspensions**

Each Show Commission has final decision making authority for refusing entries. Exhibitor Suspensions generally fall into the following categories:

1. Human or Animal Welfare Violations – Show Management may refuse entries and/or entrance to the show grounds to any individual that is at high risk to cause or that has physically or mentally harmed or caused pain and suffering to another human or animal. This includes but not limited to Violation of ESC's Drug & Medication Policy and Violation of ESC's Welfare Policy.
2. Unsportsmanlike Behavior - Show Management may reserve the right to refuse the entry of an exhibitor who has demonstrated continued unsportsmanlike behavior at a show, provided the exhibitor so excluded shall have the right to be heard on the issue by Show Management before the refusal of entry is made.
3. If an entry has previously unsettled debt.
4. In the case of an individual suspended, or otherwise not permitted by ESC.

### **SO528 Measurement of Height**

Animals showing in classes with height restrictions must have a measurement card from an issuing association or be measured at the show. **Official Measurements from other governing organizations will be accepted.** Measurement may be taken by any two officials: Show Manager, Steward/Technical Delegate, or Veterinarian. Courtesy measurements may be taken.

### **SO529 Measurement Process**

1. Any entry that needs to be measured should place a request with the Show Manager prior to the start of the show. Measurements may not be offered at every ESC event - availability is determined by the show management. It is the responsibility of the Owner/Agent to determine if the service will be provided.
2. The measurement is effective from issue date through the end of the current year, December 31st. See individual breed sports concepts for variations in age of permanent measurement.
3. The current measurement supersedes any previous measurements that may be on file with ESC.
4. Measurements may be taken by any two of the following officials: Show Manager, Steward/Technical Delegate, or Veterinarian.
5. Show Management may require any pony to be measured. When multiple Pony Measurement cards are identified, the card with the latest effective date must be used.



6. Measurements results will be submitted via the ESC Pony Measurement Form at: <https://fs24.formsite.com/equinesports/ponycard/index>
7. Officials must use their own Pony Measurement Stick of industry standard that is rigid with an arm containing a leveling bubble.
8. Measurements must be taken on a flat or hard surface such as concrete or asphalt. Dirt or gravel surfaces may not be used.
9. Ponies may wear blinkers.
10. Ponies are subject to drug testing.
11. Ponies must stand square and may not be stretched out; their weight must be evenly distributed on all four legs. The pony's head should be lower than its withers in order to indicate the highest point of the withers.
12. Measurement arm of the stick should center over the highest point of the withers.
13. Heel measurements should be taken with a 6" ruler, measuring the height of the heel from the coronary band down to the hard surface of the ground.
14. Overall height and heel height will be recorded on the electronic measurement form. The heel height is deducted from overall height to determine the final height of the pony.
15. If height is being contested, take two measurements (one from the left side and one from the right side), take the average of the two measurements as the final gross measurement.
16. Four photos will be taken of the pony (front, rear, right and left sides) and kept on file in the measurement database.

## **CHAPTER 6 – SHOW PROTOCOL**

### **SP601 Judge’s Decision**

1. Once a class has been judged, it shall not be re-judged.
2. The Judge’s decision is final once the Judge has marked his/her card and valid placements of awards have been made, there shall be no changing of the Judge’s record except in the case of obvious clerical error, or in the event of post disqualification by the Show Commission or ESC.

### **SP602 Appropriate Attire**

1. Riders, drivers and/or handlers must be appropriately attired for the class in question (See division rules), including show number. Attendants should be neatly dressed.
2. ESC encourages the use of protective headgear (ASTM-American Society for Testing and Materials)/SEI-Safety Equipment Institute) and makes no guarantees about protection of headgear. The show and ESC are not responsible for checking headgear or ensuring proper use.
3. Competitors may wear protective headgear and/or a protective vest, either body protecting or inflatable, in any division or class without penalty from the judge.
4. While warming up and in classes over fences, competitors must wear properly fastened protective headgear which meets or exceeds ASTM/SEI standards. Show Management may bar riders without protective headgear from entering the ring.

### **SP603 Electronic Communication Devices**

The use of an Electronic Communication device is only allowed for a rider/driver with a hearing impairment who has submitted written proof to the show office from a treating medical professional. The use of this device should be to relay the communication made by the Announcer and not for consistent coaching purposes that would create an unfair competitive advantage.

### **SP604 Artificial Markings and Appliances**

Any change of color or markings other than mane, tail or hoof is prohibited. Only clear grooming materials are allowed on the hide and hair. Materials may be used to remove stains. Any artificial appliances not listed as permitted in the respective division rules are prohibited.

### **SP605 Use of Whips**

1. One whip per handler is permitted while showing a horse in Saddle Seat, Hunt Seat, Pleasure Driving, Fine Harness and In-Hand. Whips are not permitted in Western, Ranch, Dressage, Reining.
2. Whips must be no longer than 6’ including the snapper or lash.
3. One lunging whip is permitted only when lunging.

### **SP606 Showing Unshod Horses**

A horse may not be excused from the ring if unshod, but a judge may penalize a barefoot horse in a class where horses are typically shod and way of going is affected. See breed/discipline rules for specifics on shoeing recommendations/restrictions.

### **SP607 Championships**

1. The prize list must state how Championship classes will be offered and qualified for; whether on points (i.e. point accumulation in an in-hand division) or by holding a championship class (i.e. in performance classes). Judging specifications must follow those of the qualifying class in performance championships.
2. If an entry must withdraw from a qualifying class due to equipment failure or inability to fix a shoeing issue during the class, that entry may be eligible for the Championship provided the show has not limited the Championship to qualifying class ribbon winners.
3. Entries in an in-hand or breeding class do not qualify for a performance championship unless the show sets special criteria to include such classes.
4. Junior Breeding or In-Hand Championships are to be offered for two-year-olds and under; Senior Breeding or InHand Championships are to be offered for three-year-olds and over.
5. In Breeding Championships, the Champion and Reserve Champion may be awarded either to the first and second place horses from the qualifying class, or by other means indicated in the prize list. If the first or second place winners from a qualifying class choose not to compete for the Championship or be disqualified, the horse with the next highest placing in the qualifying class shall have the option of moving up for the Championship and Reserve only.

### **SP608 Division of Classes**

Classes can be divided by sex of the horse or rider, age of the horse or rider and/or status of the rider (i.e. Amateur or Professional classes may be offered).

### **SP609 Showing Stallions**

Whether stallions may be shown will be determined by the breed and/or discipline for which they are competing.

### **SP610 Showing Ponies**

1. Ponies may not be shown as a horse in one class and a pony in another class at the same show.
2. Ponies who are shown in a class restricted to a horse (if pony classes are offered at said show) may not be shown as a pony the rest of the show year unless the pony is under new ownership.

### **SP611 Hors de Concours**

Show Management may permit an exhibitor to show a horse Hors de Concours (unjudged). If a horse is shown Hors de Concours, that horse cannot be shown for a prize in the same ring on the same day. However, the rider of an Hors de Concours horse may compete in subsequent classes.

### **SP612 Managing the Schedule**

1. From time to time, it may be necessary to change the schedule. It is incumbent on the manager to work with all affected exhibitors to negotiate such changes and to ensure those changes are posted and announced.
2. When the start of a class is delayed due to an exhibitor not being ready, or horses not showing up, a warning will be issued with two minutes time to report.
3. A class may be canceled if entries do not show up for their scheduled ride times.
4. In classes which compete collectively, officiating may not begin until the gate is closed or at the end of the two-minute call.
5. An order of go should be established in classes where horses compete individually.
6. It will be the responsibility and authority of management to determine whether to stop a performance due to inclement weather and/or emergency situation using the following guidelines:
7. Management will advise how the show will reconvene once conditions support such. Management should make every effort to communicate and work with the exhibitors on the best plan forward.
8. If the show must be delayed a day which exhibitors did not expect to show, the horse show should provide some relief to the exhibitors, if not to refund all show fees affected by the delay.
9. Refer to breed/division rules for the number of entries required to split a class.

### **SP613 Time-Outs**

1. An exhibitor may request one time-out during a class which may last up to five minutes.
2. To request a time-out the exhibitor should go to the center of the ring and get the attention of the ring master or judge.
3. When a shoe is cast, the five minutes will begin once the farrier starts to reapply the shoe.
4. Two attendants may assist the exhibitor during the time out.
5. A judge may request a time-out for an exhibitor if he believes one is warranted.
6. If a shoe is cast or there is an equipment malfunction in the warm-up area, prior to opening the gate for the next class, a 5 minute time-out may be allowed in the warm-up ring and charged to the competitor. The Paddock Master will time the time-out, and communicate the back number to the center ring so that it can be recorded.

### **SP614 Warm-up and Schooling Areas**

Shows must provide adequate warm-up and schooling areas which include the necessary equipment for scheduled classes. Such must be properly lit if exhibitors will be utilizing these areas after sunset.

### **SP615 Attention-Getting Devices**

Devices used to arouse attention from a horse (excluding proper use of a whip) are prohibited during warm-up and show sessions. Such devices include but are not limited to: laser/strobe lights, tape measures, firecrackers, fire extinguishers, sirens, horns and other noise making devices.

### **SP616 Accidents, Injuries or Fatalities**

1. Horse shows should develop an Accident Preparedness Plan in concert with the facility and state and local regulations. This plan should be shared with horse show officials prior to the start of competition. Consult <https://www.ready.gov/>.
2. In the event of a human injury requiring medical treatment and/or results in fatality, notification to local authorities and insurance providers must be made immediately. The show should not continue without approval from local/state authorities. In the event of horse fatality or serious injury show management should consult with the vet and follow recommended protocol. Shows must notify ESC of all horse and human fatalities and provide a police report within 24 hours.
3. If an exhibitor is suspected of having a concussion upon evaluation by appropriate medical personnel, they may return to show upon providing a signed release from a licensed physician.
4. A show may restrict a rider/driver from competing if suspected of having a concussion.

### **SP617 Workouts**

1. All horses chosen for a workout must be worked both ways of the ring at each gait asked for by the Judge. This does not have to include all gaits requested during the initial class.
2. Workouts shall be judged as a new and separate class.
3. The horses in the workout may be used by the judge(s) for any or all placings.
4. If an exhibitor recuses himself from the workout for any reason, they may be awarded the last ribbon in the workout. In the case of more than one exhibitor asking to be recused, the fall of the cards will be the placings.

### **SP618 Possible Violation**

If any act committed at, or related to an ESC show which may be deemed prejudicial to the best interest of the ESC, the horse show and/or its participants, including but not limited to the following specific acts:

1. Failing to follow relevant rules for participation.
2. Failing to settle unpaid fines to ESC.
3. Showing or attempting to show while under ESC suspension or for a suspended person who is benefiting from such.
4. Showing or attempting to show a horse that is under suspension.

5. Failing to pay debt owed to a show or facility relative to entry fees, stabling, bedding and/or feed/hay.
6. Acting or permitting participants for whom said person has authority over, to act in a manner which would be deemed unsportsmanlike or unethical.
7. Behavior which would be considered offensive and/or made with the intent to influence or cast aspersions against judge(s) or other officials at a show.
8. Inhumane or cruel treatment of a horse.
9. Failing to observe any penalty imposed by the ESC.

**E**  **UINE**  
Sports Council

**WELFARE & BIOSECURITY**

## WELFARE & BIOSECURITY

### CHAPTER 7 - WELFARE

Equine Sports Council has a zero tolerance policy towards individuals who put the welfare of animals and/or humans at risk. It is against US Federal law for individuals to witness or participate in the activities that comprise the Welfare of Humans or Animals and not report it to government authorities.

Nothing in these rules shall prohibit show management from refusing entries or prohibiting attendance by persons, to the extent that such refusal or prohibition does not conflict with applicable state or federal law.

#### **WL701 Harassment or Assault**

1. **Harassment** of any kind is illegal in every state and must be reported immediately by calling 911. State and federal police are the only institutions legally permitted to investigate and convict those who commit these types of crimes. We strongly encourage all participants of ESC events to view these educational videos: <https://EquineSportsCouncil.org/safe>
2. **Bullying** by individuals or corporations either active, passive or cyber is not tolerated at any ESC event. 46 of the 50 US states have anti-bullying laws. If you are the witness or victim of bullying at an ESC governed show, please notify the Show Commission or ESC at 1-855-Equine1. For confidential help or advice with bullying issues, [StompOutBullying.org](http://StompOutBullying.org) is the national nonprofit help center.

#### **WL702 Violation of the ESC Drug & Medication Policy**

Constitutes risks to animal welfare and may result in loss of ribbons, suspensions and/or fines.

#### **WL703 Cruelty, Abuse or Inhumane Treatment of Horses**

Individuals at an ESC exhibition may not abuse or inhumanely treat a horse. Any inhumane actions against a horse may constitute elimination from the show, or other actions deemed appropriate by the show officials and/or the ESC upon receipt of reports from the show officials.

#### **WL704 Horse Protection Act**

Equine Sports Council strongly encourages all participants to be knowledgeable and follow the guidelines established in the Horse Protection Act of 1970.

<https://www.congress.gov/bill/116thcongress/senate-bill/1455/text>

#### **WL705 Horse Inspections**

The Show Manager, Show Commission and/or Steward may request a veterinarian to inspect any horse on the grounds should there may be signs of lameness, soundness or animal welfare concerns.

Refusing to allow a veterinarian to inspect the horse may be cause for elimination from the show



and/or further action deemed appropriate by the Show Commission upon receipt of reports from the show officials.

### **WL706 Prohibited Practices**

Horse shows may ban any person from the show grounds for the following practices, and must be reported to ESC:

1. Use of non-therapeutic agents that cause extreme heat or promote irritation to the epidermis or oral cavities of a horse.
2. Tying a horse in a manner to cause undue discomfort or distress in a stall or trailer.
3. Letting blood from a horse without medical reason to do so.
4. Use of excessive and/or cruel training methods such as: poling or striking horses' legs with objects (i.e. Tack & Apparel poles, jump poles, etc.), striking a horse's head on the poll and forward of the poll except in situations where safety is a concern.
5. Use of any item that materially restricts the movement of the tail resulting in loss of blood circulation.
6. Intentional treatment that causes a horse to bleed.
7. Showing a horse with raw or bleeding sores around the coronets, pasterns or legs.
8. Use of shackles/running-W, hock hobbles or similar devices. Refer to breed/discipline rules regarding the use of stretchers.
9. Excessive spurring or whipping unless an emergency situation warrants.
10. Excessive jerking of reins.
11. Excessive fencing.
12. Excessive spinning as a training technique.
13. Excessive lunging.
14. Exhibiting a horse which appears to be sullen, dull, lethargic, emaciated, drawn or overly tired.
15. Applying excessive pressure on or excessively jerking of a halter lead shank or an allowed lip chain.
16. Signs of recent abuse to a horse's mouth, nose, jaw, or any other area shows signs of broken skin, rawness, or bleeding.
17. Withholding of feed and water for prolonged periods without medical justification for doing so.
18. Soring of any horse to cause pain and/or affect a horse's performance.
19. Inserting or leaving an object in a horse's mouth to cause undue discomfort or distress.
20. Any other treatment or conduct deemed by the Show Commission to be inhumane or abusive

### **WL707 Equine Biosecurity Guidelines**

Local, State or governing officials may have specific recommendations based on current infectious disease trends for a specific area. ESC requires that all equine arrivals on the show grounds have current vet certificates (CVI) and vaccination records available for inspection if requested.. Non-compliance to required certificates are subject to Class 1 violations, and not permitted on the

show grounds.

Should local government guidelines not be immediately available, ESC recommends the following American Equine Practitioners biosecurity guidelines which can also be found at

<https://aaep.org/sites/default/files/2022-02/BiosecurityGuidelines%20-%20BOD%20-%20Final.pdf>

ESC requires immediate notification of Show Vet when a horse is exhibiting a temperature greater than 101.5 or diagnosed with a potentially infectious virus. Vet must submit an ESC Medical Report with diagnosis (including isolation instructions) and recommendation to remain on the show grounds.

<https://equinesportscouncil.org/info/>

## **Routine Biosecurity Protocols**

### **1. Equine entry onto the premises**

#### **a. Routine requirements**

i. For events or stables, restrict entry to healthy equids only and set policy for refusing entry of equids displaying clinical signs of infectious disease (see Section III.b.iii). Ideally, staff should observe equids upon arrival to confirm animal identification, check health documents and observe equids for general signs of good health. Consideration can be given to the requirement for a recent certificate of veterinary inspection (CVI) and certification by the exhibitor or owner regarding the horse's recent disease exposure history.

ii. New entries to stables where there are long-term resident equids should be isolated from the resident equids for 2-3 weeks and monitored for signs of contagious disease. During this time, equipment should not be shared among new and resident equids, and caretakers should ideally follow protocols described in

Section III. AAEP BIOSECURITY GUIDELINES © Copyright AAEP – Revised 2022

iii. Resident equids returning to their home stable from an event should be fully isolated or at least have their temperatures checked twice daily for at least 1 week to allow early detection of disease.

iv. It is good practice to segregate equids on a facility by use and age. For example, show equids should be segregated from resident broodmares and their foals.

v. Premises may require that equids have documentation of specific vaccinations (See AAEP Vaccination Guidelines for recommendations).

1. For premises with increased public exposure risks, a rabies vaccination requirement is prudent to protect both animal and public health.

vi. Apply animal health standards for other species of animals (e.g., cattle) entering the premises.

1. Recommend housing different species of animals separate from equine populations.

vii. Equids belonging to the same owner or trainer should be housed together with empty stalls between groups of equids if possible.

b. Requirements for entry during local disease outbreak

i. When an infectious disease outbreak occurs locally, additional restrictions should be applied for animal entry to events or stables.

ii. Restrict entry to equids for which the owner/agent provides a CVI issued within 7 days of arrival at the event venue. A CVI issued 72 hours before arrival is optimal. If a CVI is not required, then an owner/agent declaration statement attesting that the listed equid(s) arriving at the premises has/have been healthy with no clinical signs of a contagious disease or body temperature(s) above 101.5°F (38.61°C) for the preceding 7 days may be warranted.

iii. Additional health requirements may be required such as a written statement on the CVI which attests to the equid's health and exposure status. For example, an additional requirement may include a statement that "The listed equid(s) has/have not been on a premises with a confirmed case of neurologic form of EHV-1 in the preceding twenty-one (21) days" if there is a local outbreak of neurologic EHV-1.

c. Facility records should be maintained on equid movements (entering, remaining on, and exiting the premises), location of individual animals, and equid health status procedures (monitoring and treatment records).

## 2. Equine Health Monitoring

a. Continuous health monitoring of all equids on the premises should be required. This is the key to early identification and containment of infectious disease with minimal disruption.

i. Options include having designated staff performing periodic walkthroughs of stables to directly observe equids for any clinical signs of disease or relying on self-reporting of disease by exhibitors or owners (the requirement for which should be stipulated in entry forms or boarding agreements). AAEP BIOSECURITY GUIDELINES © Copyright AAEP – Revised 2022

ii. Any sign of disease should be reported to the designated individual with the authority to initiate immediate disease control measures, such as isolation.

iii. Requirements at events should include taking equid temperatures twice daily and documenting temperature readings in a log. Consider requiring the posting of a temperature monitoring log on the stall door which allows designated staff to easily perform checks on temperature recordings. To ensure compliance with the equid temperature monitoring requirement, staff should perform random audits of logs.

iv. Owners of equids at boarding stables should be instructed to report clinical signs of disease in their equid to the facility owner or manager.

## CHAPTER 8 - DRUGS & MEDICATIONS POLICY

### DM801 Animal Welfare & Equine Drug Testing

The welfare of our show horses is of utmost importance to our industry. It is imperative that the health of the horse comes before any competition. Horse Show Management and ESC have the right to randomly drug test any horse on the show grounds, and may be required if animal welfare is of concern. ESC will provide results of those tests to government authorities where required by law. Notify ESC when animal welfare drug testing is needed by calling 1-855-Equine1

The ESC Medical Administration Guideline can be found here:

<https://equinesportscouncil.org/rxguidelines/>

The ESC Medical Report Form can be found here:

<https://equinesportscouncil.org/medreport/>

Controlled & Banned substances can be found here:

<https://equinesportscouncil.org/controlledsubstances/>

- 1) **Banned Substances** - that can significantly alter the natural athletic performance ability of a horse and can change the outcome in the show ring consist of potent stimulants or depressants with psychotropic and habitual characteristics such as opioids and amphetamines. Others in this category are medications with a high potential of altering the natural athletic performance ability of a horse. Many of these products alter consciousness or physic state and have no approved or indicated use in a horse. These drugs can stimulate or depress the central nervous system, muscle blocking attributes, analgesic or neuroleptic affects. Anabolic steroids and other commonly used substances in this category have long dissipation times and can remain detectable >90 days. All substances in this category are not permitted for use at any ESC event. Banned Substances can carry the following penalty structure:

#### **Severe Infraction Penalties**

- a) Positive Test: 30 days - 12 months suspension and/or up to \$5000 fine
  - b) Drug Analysis Fee: \$500
  - c) Mandatory disqualification
  - d) Remains on the ESC Infraction List for the period of the suspension.
- 2) **Controlled Substances for Therapy** - >24 hour withdrawal times and require diagnosis and prescription from a US Licensed Veterinarian. These Controlled therapies may only be used in the treatment of an illness or injury of a horse and are defined as measures that promote or protect the health of the horse. The veterinarian must administer the medication or control its

application. A Medical Report should be submitted by the agent at least one hour prior to the horse competing. Here is a complete PDF list of the [2024 Controlled & Banned Medications](#).

- **NSAIDS within this Controlled Therapy** have 7 Day withdrawal times and cannot be combined with other NSAIDS. These NSAIDS need to be vet prescribed and administered under their direction.
- **Not permitted as Controlled Therapy** are stimulants, depressants, local anesthetics, metabolites that might affect performance or interfere with the detection or quantification of another substance. Some commonly used Controlled Substances have the following detection times:

<b>Controlled Substance</b>	<b>Detection Times</b>
Albuterol	7 Days
Betamethasone/Triamcinolone	7 Days
Cyproheptadine/Pyrilamine	7 Days
Hydroxyzine/Cetirizine	10 Days
Isoflupredone intra-articular injection	7 Days
Isoflupredone sacroiliac injection	28 Days
Isoxsuprine	21 Days
Lidocaine/Meprivacaine	7 Days
Medroxyprogesterone/Depo-Provera	90 Days
Methylprednisolone	14 Days
Phenylbutazone/Flunixin	3 Days
Procaine	14 Days
Osphos	28 Days

**Controlled Substances can carry the following penalty structure:**

**Medium Infraction Penalty Structure**

- a) Positive test: 0-60 day suspension and/or up to \$3000 fine
- b) Drug Analysis Fee: \$500
- c) Prescription/Medical Form Insufficiencies: up to \$1500 fine
- d) Possible disqualification and loss of ribbon and points.
- e) Remains on the ESC Infraction List for the period of the suspension.

**Also included as Medium Infractions:**

- f) NSAID Stacking violations (Controlled or Allowed)
- g) Refusal to cooperate with Drug Testers

**3) Generally Allowed** - This group of treatments generally have a 12 hour withdrawal time. Most treatments in this group do not require a medical form when used per the administration guidelines.

- **NSAIDs Generally Allowed** - Should not be combined with other NSAIDS to avoid stacking. Veterinarians must prescribe combined use of NSAIDS below for treatment of illness or injury. Following treatment with multiple NSAIDS, a 72 hour withdrawal of ONE is required (Controlled NSAIDS have 7 day withdrawal). After reaching maximum consecutive treatment days as noted below, a 24 hour withdrawal time is required. Concentration levels in plasma may not exceed as noted below.

NSAID	Max Concentration Level in Plasma	Max Consecutive Day Use
Firocoxib	0.240 micrograms/mcg per milliliter/mL	14 Days
Flunixin	1.0 mcg/mL	5 Days
Diclofenac	0.005 mcg/mL	10 Days
Ketoprofen	40.0 nanograms/mL	7 Days
Meclofenamic acid	2.5 mcg/mL	7 Days
Naproxen	40.0 mcg/mL	7 Days
Phenylbutazone	15.0 mcg/mL	7 Days

- **Corticosteroid Generally Allowed** - The maximum permitted plasma concentration of dexamethasone is 0.5 nanograms per milliliter.
- **Treatments for Cushing's and Navicular** hoof disease are allowed when an Agent files a Medication Report indicating a prescription for such therapy from a US licensed vet. A single report filed at least one hour prior to the horse competing will be good for the duration of that horse show.
- **Light sedatives for clip and ship** are allowed with submitted Medical Report by Agent at least one hour prior to the horse competing. The maximum permitted plasma concentration of Dormosedan is 0.02 ng/mL in serum or plasma and has a 48 hour withdrawal time. Acepromazine oral has a 72 hour withdrawal time and Acepromazine IV has a 48 hour withdrawal time. Both have a maximum plasma concentration of .03 ng/ml.
- **Shockwave therapy** administered by or under the direction of a Licensed Veterinarian is permitted. Use in stabling areas is not permitted between the hours of 11pm-6am.

**Generally Allowed therapies carry the following penalty structure:**

**Lesser Infraction Penalty Structure**

- e) Positive Test: 0-30 days suspension and/or up to \$1000 fine
  - f) Drug Analysis Fee: \$500
  - g) Medical Form or Prescription Insufficiencies: Up to \$1000 fine
  - h) Possible disqualification and loss of ribbon and points.
  - i) Remains on the ESC Infraction List for the period of the suspension.
- 4) Delays in Testing** - Any individual that delays >30 minutes, disrupts, impedes or does not cooperate with the drug testing process is assumed guilty of a Severe Infraction offense and may be immediately disqualified. ESC Drug Testing vet to escalate to show management immediately.
- 5) ISO Certified Drug Testing** - ESC has partnered with Texas A&M Veterinary Medical Diagnostic Laboratory (TVMDL). TVMDL is an ISO 17025 accredited laboratory. TVMDL follows strict Chain of Custody protocols for drug sampling, security and shipping.
- 6) ESC Drug Sampling Process** - ESC Contracts with US Veterinarians with equine treatment experience to perform serum collection at horse shows. Veterinarians are required to utilize ESC's Secured Drug Testing Portal to identify and securely label all serum collections which are serialized in secured batches and cool shipped to TVMDL for processing. TVMDL is notified through ESC's system at the time a horse is tested and assigned a unique animal

identifier. TVMDL never receives names of horses, trainers or owners. The veterinarian will provide the Agent/Trainer, Owner and/or Steward witnessing the blood draw a witness card and email confirmation.

- 7) Agent/Trainer Responsibilities** - When selected for drug testing, the Agent/Trainer must accompany the ESC Veterinarian without delay to a location for drug sampling to occur (or appoint an immediate Proxy). The Agent/Trainer must ensure the horse is held securely and safely while witnessing the sampling and secure labeling of fluid collections. If a witness proxy is not appointed and Agent/Trainer is unable or unwilling, the Show Manager or Steward may perform as the witness. Agent/Trainer/Owner refusing to witness or provide a proxy without delay may be subject to a Medium Infraction offense.
- 8) A & B Sampling** - Three red top 10 mL tubes must be collected from each horse. Two A Samples and One B Sample at 70% full are required. Trainer/Agent may elect to perform the blood draws but must use ESC equipment and the ESC vet must witness and securely label collection tubes and complete Chain of Custody submission.
- 9) Accountability of Agents/Trainers & Owners/Leasee** - Trainers (agents) assume the responsibility under these sanctioning guidelines, unless there is overwhelming evidence to the contrary. The Agents/Trainers are responsible for the submission of ALL medical forms before and during the horse show. It is the Trainer/Agent that must ensure dosing and withdrawal times are correct. The Owner or Leasee may be responsible as the person riding, driving or exhibiting.
- 10) Agents/Trainers & Support Staff** - May include grooms, veterinarians, assistants, family or relatives, contract workers or volunteers that are onsite during a horse show and have made decisions and/or participated in the care of a horse.
- 11) Trainers/Agents** - Is the primary person responsible for the care of the horses entered into the competition through entry forms must be signed by the trainer. Trainers have the overall responsibility for safety, care, feeding, conditioning, health and wellbeing of each horse as so designated on the entry forms. Owners acknowledge that Trainers/Agents represent their horses and understand class entries including scratches are the Trainers/Agents responsibilities.
- 12) Administration of Medication to horses** - Either the Agent/Trainer or licensed US Veterinarian are the responsible parties for administration of medications for both therapeutic and non-therapeutic use.
- 13) Medical Report Form** - Must be submitted electronically at least one hour prior to the horse competing. There are no exceptions to this rule, including but not limited to loss of power, internet or cellular service. Agent/Trainer may submit form in all instances, however Controlled Substances require prescription and diagnosis from US Licensed veterinarian, and must be administered under vet guidance/control. Cushings and Navicular medications



require only one medical report be filed, and that report will be valid for the duration of that show. Link to Medical Report form:

<https://equinesportscouncil.org/medreport/>

- 14) Recurring Drug & Medication Violations** - Second offense over a 12 month period receives mandatory 1.5 times penalty infraction. Three (3) or more offenses over a three year period may result in an extended or permanent ban.

**EQUINE**  
Sports Council

**ENFORCEMENT & PENALTIES**

## ENFORCEMENT & PENALTIES

### CHAPTER 9 - RULE ENFORCEMENT

#### RE901 - Purpose and General Responsibility

1. Each show within ESC's network is committed to providing a competition environment that promotes good sportsmanship, fair competition, and the highest standards of horsemanship. The welfare of the horse and the safety of exhibitors is paramount.
2. Each show shall be responsible for enforcement of the show rules and shall appoint a Show Commission composed of three adults with knowledge of the show rules.
3. The members of the Show Commission shall be designated at least 30 days prior to the date of the horse show and their names shall be published in the show's prize list and/or on the show's website/facebook page.

#### RE902 – Reporting & Investigating Conduct Violations

1. All violations of these rules other than drug and medication violations shall be considered Conduct Violations. A participant or show official may lodge a complaint alleging a Conduct Violation against an exhibitor, trainer, rider, handler, show official, or groom.
2. Conduct Violations shall be determined by the Show Commission.
3. If a complaint alleging a Conduct Violation is lodged during the show, the Show Commission shall, when practicable, investigate the complaint and make a determination prior to the show's conclusion.
4. If the complaint cannot be fully investigated and determined prior to the show's conclusion, then the Show Commission shall complete its investigation and determination thereafter and shall notify the accused of the determination no later than 15 days following the conclusion of the show. Notification shall be made in writing and sent via electronic mail and regular mail.
5. Any complaint that is not lodged during the horse show shall be made within fifteen (15) days of the show's conclusion and shall be sent via electronic mail and regular mail to Equine Sports Council. ESC shall thereafter convene an investigation, and a determination shall be made no later than thirty (30) days following receipt of the complaint. Notification shall be made in writing and sent via electronic mail and regular mail to the accused and to Show Management.
6. The decision of ESC shall be made in writing and provided to both the accused and to Show Management. In the event that ESC finds that an accused committed a Conduct Violation, they shall offer to the accused in writing an Acceptance of Penalty in accordance with the Table of Penalties set forth herein. The accused may accept or reject the Acceptance of Penalty.

7. If the accused refuses the Acceptance of Penalty, such refusal must be made in writing and provided to ESC via electronic mail and regular mail within five (5) days of the offer of Acceptance of Penalty. The Penalty shall then be implemented unless the accused proceeds with an Administrative Hearing under RE 1105.

### **RE903 - Drugs & Medications Rule Violations**

1. In the event that the results of a drug test performed pursuant to DM800 et seq. show a violation of these rules (D&M Violation), the lab result shall be transmitted (within 15 days of receipt from the lab) to Show Management and the Responsible Person(s) (electronically and US Mail). ESC will offer an Acceptance of Penalty in accordance with the Table of Penalties set forth herein. Notice shall be provided in writing via electronic and regular mail.
2. "Responsible Person(s)" include the owner(s), trainer(s), rider(s), and/or handler(s) of a horse exhibited at an ESC affiliated show.
3. If an accused refuses the Acceptance of Penalty, such refusal must be made in writing and provided to Show Management and to ESC via electronic mail and regular mail within five (5) days of the offer of Administrative Penalty. The Penalty shall then be implemented unless the accused proceeds with an Administrative Hearing under RE 102.

### **RE904 – Administrative Hearings**

Administrative hearings shall be conducted by ESC's neutral third party arbitrator.

### **RE905 – Administrative Hearing Request**

To request an Administrative Hearing, the requesting party must submit a \$1000 filing fee payable to ESC within five (5) days of the refusal of the offer of Acceptance of Penalty. Payment must be made here: <https://equinesportscouncil.org/payment/>

### **RE906 Hearing Location**

The hearings shall take place via videoconference.

### **RE907 Costs of Hearing**

The arbitrator shall have the discretion to impose the costs of the hearing on either party or apportion them between the parties. The hearing process shall not exceed a total of five (5) hours at a fixed per hour rate of \$500 per hearing officer, unless the parties agree otherwise, and the arbitrator approves. Neither party shall be responsible for the opposing party's attorneys' fees under any circumstances, and the arbitrator shall not have the discretion to award attorneys' fees or a party's costs, other than the costs charged by the arbitrator for the hearing.

**RE908 Manner of Hearing and Finality of Decisions** The hearing shall be conducted in accordance with standard administrative procedures including the right to call witnesses, present evidence, and cross-examine witnesses. The Decision by the arbitrator or hearing officer shall be final and binding.

By competing in an ESC affiliated competition, all participants including, but not limited to, exhibitors, owners, trainers, riders, and/or handlers waive the right to file a lawsuit in any court to seek review of an Administrative Hearing Decision, and agree to indemnify the Show Management, Show Commission and/or ESC for all attorneys' fees and costs of defending any such action brought by an exhibitor.

### **RE909 Table of Penalties**

Penalties are assessed according to the level of severity of the violation. The following penalties may be implemented by the Show Commission or the Administrative Hearing Officer or Panel upon a determination that a violation has occurred. Infractions and Suspensions can be found at [EquineSportsCouncil.org/info](http://EquineSportsCouncil.org/info)

#### **a. Severe Infraction Penalty**

The following are considered Severe Infractions:

1. D&M Violations involving a BANNED Medication.
2. Conduct Violations involving the welfare or safety of a horse or other animal on show grounds.
3. Unsportsmanlike conduct, harassment, or abuse of a person on the show grounds.

**For any violation that is determined to be a Severe Infraction, the following penalties may be imposed:**

1. 30 days - 12 months suspension and/or up to \$5000 fine
2. Drug Analysis Fee: \$500
3. Mandatory disqualification
4. Recorded on ESC Infraction List for the duration of the suspension period.

#### **b. Medium Infraction Penalty**

The following violations are considered Medium Infractions:

1. D&M Violations involving a CONTROLLED Medication or the use of banned training devices or equipment.
2. D&M Violations involving "Stacking" or "Cocktailing" medications such as NSAIDS
3. Showing with incorrect shoeing to gain a competitive advantage.
4. Falsifying entries and/or showing in classes where eligibility criteria are not met or where an unfair advantage is gained, including incorrect/insufficient Medical Reports..
5. Refusal to cooperate with Drug Testers.

**For any violation that is determined to be a Medium Infraction, the following penalties may be imposed:**

1. 0-60 day suspension and/or up to \$3000 fine
2. Drug Analysis Fee: \$500
3. Prescription/Medical Form Insufficiencies: up to \$1500 fine

4. Possible disqualification and loss of ribbon and points.
5. Recorded on ESC Infraction List for the duration of the suspension period.

**c. Lesser Infraction Penalty**

Lesser Violations are primarily violations of administration guidelines such as bounced checks, uncollected office fees, or actions that are mischievous vs. harmful or dangerous. Also included are D&M violations for Generally Allowed therapies (except NSAID stacking).

**For any violation that is determined to be a Lesser Infraction, the following penalties may be imposed:**

1. 0-30 days suspension and/or up to \$1000 fine
2. Drug Analysis Fee: \$500
3. Prescription/Medical Form Insufficiencies: Up to \$1000 fine
4. Possible disqualification and loss of ribbon and points.
5. Possible Public Written Warning
6. Suspension until debt has been paid.
7. Recorded on ESC Infraction List for the duration of the suspension, or until debt is paid, whichever comes later.

**E**  **UINE**  
Sports Council

**SPORTS CONCEPTS**

## **SC – SPORTS CONCEPTS**

This section outlines Breed Conformation, Judging and Class Specifications which are Sports Concepts. The sport of showing horses has evolved over hundreds of years by riding and driving discipline enthusiasts dedicated to our sport, and are part of the public domain as captured here for reference. Horse shows may elect to offer awards in the prize lists for events that specify entry qualifications or unique class or judging specifications not found here.





SCI - AMERICAN SADDLEBREED

## SC1 Sports Concepts - American Saddlebred

### SC1.1 Eligibility & Type

#### Pure Saddlebred

Known for their high stepping flashy gaits in the show ring, and valued for their versatility and the ability to excel in various disciplines such as saddle seat, hunt seat, western and dressage. Horses in this division must be registered with the American Saddlebred Horse and Breeders Association (ASHBA) or the Canadian Livestock Records Corporation (CLRC) and shown under the registered name and ownership.

#### Half Saddlebred

Horses in this division must be registered with the American Saddlebred Horse and Breeders Association (ASHBA). Half Saddlebreds are not permitted to compete in Purebred Saddlebred classes. They should exhibit similarities to the Saddlebred parent, including smooth gaits, a willingness to work with people, intelligence, and versatility. There are no specific height or weight requirements. They may also display characteristics of any other breed. An attractive head with wide-set expressive eyes is desirable, along with a flexed neck at the poll and a fine, clean throatlatch. Well-defined withers are also important.

### American Saddlebred Physical Characteristics

**Size & Weight:** Average height of 15 to 16 hands, with a weight range of 1,000-1,200 pounds

**Colors:** chestnut, bay, brown, black, gray, roan, Palomino, and Pinto.

**Conformation:** The American Saddlebred should exhibit a harmonious and balanced conformation, showcasing an elegant and proud carriage. The head should possess refined features, with expressive eyes and ears that are alertly positioned. The neck is ideally long and gracefully arched, blending smoothly into well-defined shoulders. The throat area should appear clean and sleek. Prominent and clearly defined withers should smoothly transition into a strong, level back. The shoulder should be deep and sloping, allowing for fluid movement. The body should be well-muscled, complemented by ribs that are well sprung. The croup should be level or gently sloping, supporting a high-set tail carriage. Legs should be straight and sturdy, with strong bones, well-defined tendons, and pasterns that slope gracefully. Forelegs should be positioned well beneath the shoulders, while hind legs should align vertically from the buttocks to the back edge of the cannon bone. Hooves should be sound and properly proportioned, with open heels for optimal support, neither turned in nor turned out. Half-Saddlebreds should possess similar characteristics similar to the ASB, but may be of any size and will show characteristics of their other parent.

**Movement and Action:** Horses should demonstrate clean, rhythmic, and fluid action, maintaining a straight and true path. Undesirable traits include winging, interfering, traveling wide behind, mixing of gaits, and loss of form.

Penalizations may include:

- Course head
- Roman nose
- Round jaws
- Lop ears
- Wide ears
- Small eyes
- Short, straight, or ewe neck
- Thick throatlatch
- Flat withers
- Roached or sway-back
- Crooked tail
- Hollow chest
- Straight in the shoulder
- Crooked or bowed legs and rough joints
- Calved knees / Over at the knee
- Straight pasterns
- Splay feet or pigeon toes
- Tight heels and dished feet
- Stance too wide or too narrow
- Sickie or cow hocks
- Dished feet
- Lack of muscle tone
- Too fat or too thin
- Lack of coat conditioning

## **SC1.2 Saddlebred Show Protocol**

### **Tack & Apparel:**

Horses must be presented in traditional Tack & Apparel suitable for the type of class they are entered in. In warm-up areas, leather straps without attachments are allowed as action devices, as well as rubber/elastic devices attached to leather straps. However, chains or rollers as action devices are not allowed. Certain modifications to the horse's appearance are generally permitted, such as discreetly applied hair in the mane or tail, tail braces, and mouth controls. Quarter boots and bell boots are allowed in specific classes. Horses with sight loss in one eye may be shown with an artificial eye or contact lens. During inclement weather, polo boots or bandages may be permitted. Dress requirements may be adjusted in extreme temperatures or weather conditions. Artificial changes of color or markings, other than those to the mane or tail, are prohibited.

Competitors may carry or use a whip not exceeding 6 feet in length, including the lash. Failure to comply may result in disqualification. Whips longer than 6 feet are not allowed in the warm-up area.

### **Animal Welfare:**

Horses must not display any lameness or unsoundness that impairs their performance, or suffer from respiratory issues, or complete blindness in both eyes.

### **Shoeing:**

Pads and wedges are permitted to protect the feet and limbs from the impact of the horse's natural gait and to uphold the integrity of the hoof wall. Similarly, protective hoof bands are allowed to maintain the integrity of the hoof and prevent the loss of a shoe, which could potentially cause hoof trauma. However, exceptions to this regulation apply in the English Country Pleasure, Western, and Hunter Country Pleasure sections.

### **Tail Presentation:**

Horses can be presented with their tails in a natural, unset state in any class without incurring penalties. The surgical release of the ventral sacrocaudal muscle is allowable if performed by a licensed veterinarian. No horse is allowed to participate in the American Saddlebred Division if any chemical or irritant is used to alter the horse's tail carriage.

### **Judging and Workouts:**

Horses are required to be exercised in both directions of the ring, executing all necessary gaits as directed by the judge(s). Workouts will be assessed as a separate class. Judges have the discretion to excuse unruly horses or exhibitors demonstrating inappropriate or unsafe behavior.

### **Penalties/Elimination:**

Penalties may be incurred for a variety of actions and behaviors, including mixed gaits, unbalanced action, labored movement, poor manners, and similar infractions. Horses showing signs of inhumane treatment will be disqualified from the competition.

### **Maiden/Novice/Limit Classes:**

Maiden/Novice/Limit classes are open to horses/riders/drivers who have not achieved one/three/six first place ribbons respectively in any under saddle/driving class of any breed and/or discipline. Participation in any under saddle class contributes to the Maiden/Novice/Limit status of a horse/rider in under saddle classes, but it does not impact the status of a horse/driver in driving classes. Conversely, the status for Maiden/Novice/Limit in driving classes does not affect the status for Maiden/Novice/Limit in under saddle classes. Equitation, Academy, Lead Line, and/or non-cantering classes do not impact the Maiden/Novice/Limit status of a horse or rider. Ribbons won in one-horse classes do not count.

### **Master Classes:**

Classes in this category are designated solely for amateur riders or drivers who are aged 50 years and older. These classes are evaluated based on amateur class criteria and do not include conformation judging, where horses are assessed without Tack & Apparel.

### **Line Up:**

Entries must proceed in a clockwise direction to reach the lineup, as required. Judges are responsible for penalizing entries that do not adhere to this rule. In classes where backing is required, either the judge(s) or ringmaster, acting under the judge's guidance, must lead the lineup.

### **Stripping:**

Refer to the show's prize list for stripping requirements. Horses with excessively low backs face significant penalties in all stripped performance classes. Only two attendants per horse are permitted in the ring. In classes where manners are particularly crucial, such as Ladies, Juvenile Exhibitors, Amateurs, and Owners classes, riders must remount and return to the lineup before judges can submit their evaluations. Stripping at any other ESC Network show is at the show's discretion and should be noted in the prize list.

### **Restrictions on Attention-Getting Devices and Noisemakers:**

Objects such as tape measures, blow horns, bamboo poles, explosives, fire extinguishers, baby powder, and whips exceeding 6 feet in length are strictly forbidden within and around the makeup and competition rings during scheduled competition sessions or at any times specified by Competition Management.

## **SC1.3 Class Types**

### **TWO-YEAR-OLD, THREE-YEAR-OLD, JUNIOR, LIMIT, MAIDEN, NOVICE, OPEN:**

In these classes, animation, brilliance, and extreme action are key attributes sought in horses, showcased in both the front and rear. Evaluation is based on performance, presence, quality, manners, and conformation, with a strong emphasis on performance.

### **AMATEURS, MASTERS AND OWNERS**

Classes in this category prioritize strength, boldness, increased action, and place less emphasis on manners compared to Ladies, Juvenile Exhibitor, or Youth classes. Judging criteria include manners, performance, presence, quality, and conformation.

### **JUVENILE EXHIBITORS**

These classes prioritize horses that are mannerly, agreeable and expressive, displaying brilliance and balanced action. Gait execution should be prompt, while the horse should also demonstrate quiet walking and standing behaviors. Judging criteria include manners, performance, presence, quality, and conformation. In cases where Juvenile Exhibitor classes are unavailable, Juvenile Exhibitors may enter Amateur or Ladies classes unless otherwise stated in the prize list.

### **LADIES**

Classes in this category emphasize refinement, expressiveness, and elegance, with gaits performed with brilliance. Suitability of the horse to the rider is carefully considered. The horse should exhibit quiet walking and standing behaviors. Judging criteria include manners, quality, presence, performance, and conformation.

### **YOUTH:**

Youth classes are judged according to Amateur class specifications and are open to exhibitors aged 16 to 21 years. Stallions are not allowed in these classes.

When Juvenile Exhibitor and Amateur Championships are combined and there is no separate Youth Championship, youth participants will be included in the combined Championship.

If no Youth Championship is available:

- Horses shown by riders aged 17 and under will qualify for the Juvenile Exhibitor Championship.
- Horses shown by riders aged 18 and over, holding an amateur designation, will qualify for the Amateur Championship.
- Horses shown by riders aged 18 and over, without an amateur designation, will qualify for the Open Championship, provided the prize list permits it.

## **CHAMPIONSHIPS/STAKES**

For Qualifying Classes and Championships:

- Management must identify qualifying classes for championships.
- The prize list can outline that only specific classes qualify for particular championships.
- Where applicable, horses must undergo stripping and be judged on conformation, following the stripping rule outlined earlier.
- In stripped, harness, and in-hand classes, horses with extremely low backs must face severe penalties.
- Eligibility for all championships must be consistent across all sections offered within each competition.
- However, competition management reserves the right to limit the number of entries advancing to championships from the qualifying classes.

### **Nominations:**

Nominations for championships can be submitted either on the entry blank or through an alternative document supplied by the show office. Alternatively, horses may not need to be nominated until a designated number of hours before the scheduled class time, as determined by competition management.

### **Stakes**

This class may serve as either a qualifying round for a championship or as a final for a specific section. The prize list must clearly indicate whether exhibitors are required to qualify for participation.

### **UPHA Classics**

See <https://www.uphaonline.com/>

### **SC1.4 Division of Classes**

Classes with more entries than specified must be divided as evenly as possible, with competition management retaining the right to adjust numbers if needed. Division methods may include alternate numbering, horse or rider gender, horse size, or rider age. Any alternative method must be clearly outlined in the prize list. The chosen division method and entries distribution must be communicated via the horse show office, PA system announcement, or program publication. Notification of division intent must be provided to exhibitors at least one hour before the session. In divided classes, prize money doubles, and separate trophies and ribbons are presented. In divided Futurities, only up to 12 entries advance to the final class, scheduled at least two days later, where all prize money is distributed.

## SC1.5 Gaits

### WALK

**Animated Walk:** This highly collected gait, is executed at a controlled pace, demonstrating excellent action and animation. It possesses snap and offers easy control, and can manifest as either a two-beat or four-beat gait. Performed with flair, elegance, and a sense of lightness, it showcases style and grace in motion.

**Flat Walk:** This four-beat gait should be relaxed and ground-covering, while maintaining proper form and a consistent stride. A flat walk should showcase the horse's good manners and attitude.

**Hunter Walk:** This gait involves four beats, maintaining a straight and flat-footed stride. It is characterized by regularity and freedom of movement, with extension.

### TROT

This gait is characterized by a two-beat diagonal movement where the front and opposite hind foot lift off and touch down simultaneously. The balanced trot exhibits straight and precise motion in the front legs, with the hocks flexing and carried close together. It is executed with a high level of collection, showcasing the horse's athletic prowess.

#### **Extended Trot:**

The extended trot is executed with increased speed, strength, and boldness, featuring a more pronounced extension of the stride to achieve the desired velocity. This gait is characterized by a high level of collection, maintaining control and balance even at higher speeds.

#### **Gaited Trot:**

During the trot, it's essential to demonstrate speed at the maximum rate the horse can sustain while maintaining form, balance and control.

#### **Hunter Trot:**

The trot is a straightforward two-beat gait executed at a moderate pace, characterized by a fluid, ground-covering stride. It should exhibit manners, rhythm, and balance, with each step being cadenced and controlled.

#### **Hunter Extended Trot:**

A two-beat gait characterized by boldness, energy, balance, and ground coverage, with a noticeable elongation of stride. This elongation should naturally lead to a speed increase without any hint of rushing or frantic movement. Throughout, the horse's mouth should remain light, and it must consistently exhibit complete acceptance of control without any resistance.



**Parade Trot:**

A collected trot, capped at a maximum speed of five miles per hour, showcases the horse's athleticism and animation.

**Park Trot:**

The park trot is executed with a high degree of collection, prioritizing animation over speed, with penalties imposed for excessive velocity.

**Roadster Jog Trot:**

The jog-trot is executed with a significant level of collection, emphasizing animation while penalizing excessive speed.

**Roadster Road Gait:**

The road gait is executed with a significant level of collection, displaying a heightened level of speed, strength, and boldness compared to the jog-trot. This gait involves extending the stride further to achieve the desired velocity. When prompted to "drive on," the horse is expected to accelerate while maintaining proper form, control, and balance. The ideal speed is the highest pace at which the horse can trot while still upholding these essential elements.

**Show Your Horse:**

The driver holds the honor of presenting the horse in its optimal form during the trot, with an emphasis on showcasing its best attributes. Excessive speed, however, will result in penalties.

**Western Jog Trot:**

The jog is designed to minimize saddle motion, necessitating only minimal rider input for control. It embodies a relaxed, easygoing two-beat diagonal gait, maintaining its distinctiveness without blending into other gaits.

**CANTER**

A deliberate, graceful, and smooth three-beat rhythm characterizes this description. Emphasizing efficiency in movement, achieving optimal action, and maintaining proper form are essential. The pace is controlled, resembling a gentle gallop where two legs on opposite sides of the horse move together while the remaining two operate independently—specifically, the leading foreleg and its corresponding diagonal hind leg. The primary driving force originates from the hindquarters, with the leading foreleg absorbing the impact of the final phase of each beat. During this sequence, there's a fleeting moment where all four hooves are airborne. This gait is versatile, adaptable for both sides of the horse, and performed with a lead that directs toward the center of the arena, aiding in stability and alleviating strain. Determining the lead depends on which foreleg, whether right or left, bears the brunt of the impact during the final phase of the rhythm, following the propulsion initiated by its diagonal hind leg.

In certain classes where manners are less emphasized or where achieving speed at a specific gait is the goal, a more robust and powerful canter from the horse may be acceptable. Control, speed, and collection can be adjusted based on the requirements of the class. However, in situations where manners are of utmost importance, maintaining a deliberate and steady pace is crucial, with minimal visible effort from the rider.

**Extended Canter:**

Should demonstrate a clear increase in stride length while maintaining control and poise. Excessive speed will result in deductions.

**Hand Gallop:**

The hand gallop involves a lengthy, unrestrained stride that covers ample ground. Variations in the extent of ground covered may occur among horses due to differences in their natural stride lengths. It should demonstrate a distinct elongation of stride while ensuring the horse maintains control, manners, correctness, and straightness on both leads. It's important to note that the hand gallop is not a swiftly collected canter.

**Hunter Canter:**

A three beat gait, even, smooth, unhurried, correct and straight on both leads.

**Lope:**

The lope in Western riding, akin to the canter in English riding, should offer a smooth, enjoyable ride with consistent and steady motion. It should maintain a balanced pace, not excessively slow or fast, and executed proficiently on both leads. The gait should exude comfort and feature a clear three-beat rhythm, avoiding any tendency to trot behind.

**SLOW GAIT**

The slow gait originated from the pace, evolving into a distinctive four-beat gait where each of the four feet makes individual contact with the ground. During takeoff, the lateral front and hind feet commence almost simultaneously, but the hind foot touches down slightly ahead of its lateral forefoot. This gait is characterized by significant collection, with the majority of propulsion originating from the hindquarters, while the forequarters contribute to the final beats. It's crucial to note that the slow gait is not synonymous with a medium rack. Instead, it is a controlled four-beat gait performed deliberately and precisely, without excessive speed, which incurs penalties. It embodies a lofty, elegant, and restrained style, showcasing the horse's grace and refinement.

**RACK**

The rack is characterized by a four-beat gait where each foot touches the ground at equal and distinct intervals. It exhibits smoothness and lively animation, performed with notable action and speed, albeit with a slight degree of freedom. The desired speed and collection are gauged by the maximum rate at

which a horse can rack gracefully. Maintaining a well-set head is essential for proper form during racking.

Transitioning effortlessly from the slow gait, all strides in the rack should become equally rapid and regular. Any tendencies towards a trotty, pacey, or hitchy gait are subject to penalties.

In those classes where manners are important, there is more emphasis on an easy way of going with only moderate speed required, such as in Pleasure classes.

## **CS: CLASS SPECIFICATIONS - AMERICAN SADDLEBRED**

### **CS1.1 Pleasure Division**

The American Saddlebred/Half Saddlebred Pleasure Horse should embody quality, style, presence, and suitable conformation, with comfortable gaits that suggest it is a pleasant mount to ride. Desired traits include easy, ground-covering action.

Manners and suitability as a Pleasure mount are of utmost importance. A true, flat walk is emphasized, while laboring action, pulling, tossing the head, going sideways, and tail-switching should be penalized. Show Pleasure is exclusively open to amateur riders and drivers.

Horses competing in other sections within the American Saddlebred/Half American Saddlebred division are ineligible to compete in the American Saddlebred/Half American Saddlebred Pleasure horse section at the same event, with the exception of In-Hand and Parade Horse classes if shown by an amateur.

Cross-entered horses between the Parade and Pleasure sections at the same competition are not allowed to use artificial appliances or devices and must adhere to the pleasure appointment and tails rules while on the competition grounds, before and during competition.

American Saddlebred and Half American Saddlebred Pleasure horses may participate in other divisions or multi-breed classes at the same competition for which they are qualified. Professionals may show the American Saddlebred/Half Saddlebred Pleasure horse in In-Hand, Model, another division, or multi-breed classes, and the horse would still be eligible to compete in Pleasure horse classes at the same competition. Cross-entering between Show Pleasure and Country Pleasure, Three-gaited Pleasure, and Five-Gaited Pleasure at the same competition is prohibited.

Entries must be shown with a full mane and tail. Tails must not be put in any device that alters their carriage while on the competition grounds, except for horses showing in the Show Pleasure division, where tail sets or bustles are permitted. The tail may not be tied or braced, and unset tails will not be penalized.

The use of artificial appliances or devices such as chains, shackles, rubber bands, blinkers (except when driving), or blindfolds is prohibited on the grounds before or during competition. Any animal with prohibited equipment must be disqualified from further competition and forfeit all entry fees and winnings.

The use of protective equipment such as non-weighted bell boots, shin boots, etc., is allowed on the grounds and in the warm-up areas prior to entering the competition ring. Stallions are prohibited except in Weanling and Yearling In-Hand classes.

Horses must be shown by an amateur or by a Juvenile Exhibitor. Amateurs and Juvenile Exhibitors may not compete in the same class, except in restricted classes and Championships, and at competitions where there are insufficient entries to fill two classes.

### **CS1.1a English Country Pleasure Division**

The English Country Pleasure horse may possess less showiness compared to the Show Pleasure horse but should still embody the typical characteristics of the breed. Easy, ground-covering action is preferred, with the emphasis on showcasing the best quality specimens of the American Saddlebred breed.

**Shoeing** - English Country Pleasure horses must be plain shod or unshod. Permissible shoeing includes a shoe inclusive of caulks, which may be thicker at the heel. Toe clips and side clips are allowed. An eggbar shoe is also permissible. Not allowed as plain shod are pads of any kind, wedges, bands, bars, lead, springs, any addition below the bottom of the shoe, and any foreign substance not named as permitted. The entire sole and frog of the foot must be visible. Horses with prohibited shoeing will be disqualified from further competition at that show and forfeit all entry fees and winnings. Five-Gaited classes allow quarter boots and bell boots.

**Mane & Tail** - Horses to be shown with a full mane and tail. Entries are eligible if their tails have been previously set, but they may not put in any device that modifies their carriage ability on show property. Artificial manes and braids are prohibited, however discreetly added hair in the tail is acceptable.

### **Tack & Apparel**

#### **For Saddle Seat classes:**

- **Bridle:** A double bridle consisting of both a snaffle and curb is preferred and must be suitable for the horse. Horses are not permitted to be shown with only a snaffle bit, breastplate, tie-down, or martingale. Exception: 2-Year-Olds may be shown in a snaffle bridle with a running martingale if such is specified in the prize list.
- **Saddle:** The saddle should be an English-type flat saddle with either a leather or web girth.
- **Attire:** Riders are required to wear informal saddle seat attire with a coat and hat or protective headgear. It is advised to avoid loud or flashy colors.

### **For driving classes:**

- Entries are to be shown to a two-wheeled jog cart with only the driver..
- Light show harness with blinkers, a martingale, and a snaffle bit (straight or jointed) are required. An overcheck or sidecheck is also necessary, with the overcheck or sidecheck bit being optional.
- The driver is expected to dress conservatively and avoid wearing period attire.

### **Gaits**

In classes, horses are to be shown at a flat walk, trot, extended trot, and canter, with the addition of slow gait and rack in Five-Gaited classes. A flat walk, trot, and extended trot are called for in Driving classes..

### **Standards of Judging**

Manners and suitability as a pleasure mount are of utmost importance. Smooth and effortless transitions between gaits are expected, with horses being agreeable and showing prompt transitions between gaits. There is a special emphasis on a true, flat walk.

Entries must be asked both ways of the ring to halt and stand quietly on the rail. In the line up, entries must stand quietly and back readily. Penalties will be applied for head tossing, pulling, laboring action, sideways movement, and tail-switching.

### **ENGLISH COUNTRY PLEASURE CLASSES OFFERED**

#### **Three Gaited - English Country Pleasure**

The class requires horses to be shown at a flat walk, trot, extended trot, and canter. Judging will be based on 75% on manners, performance, presence, and quality, with 25% on total conformation.

#### **Driving - English Country Pleasure**

In this class, horses are to be presented to a suitable two-wheeled jog cart with only the driver. Light show harness with blinkers, a martingale, and a snaffle bit (straight or jointed) are required. Additionally, an overcheck or sidecheck is necessary, with the overcheck or sidecheck bit being optional. The driver should dress conservatively, avoiding period attire.

Horses are to be shown at a flat walk, trot, and extended trot, with penalties for excessive speed. Judging will be based on 75% on manners, performance, presence, and quality, with 25% on total conformation. During any workout, headers are permitted for those not participating on the rail.

### **Five Gaited - English Country Pleasure**

The class entails presenting horses at a flat walk, trot, extended trot, slow gait, rack at moderate speed, and canter. Evaluation criteria include 75% on manners, performance, presence, and quality, with 25% on total conformation.

### **Trail - English Country Pleasure**

In this class, horses will be required to navigate through a minimum of five obstacles while maintaining a flat walk, trot, and canter on a reasonably loose rein without undue restraint. Judging will be based on 75% on manners, performance, presence, and quality, with 25% on total conformation.

### **English Pairs**

In this class, horses are to be exhibited at a flat walk, trot, and canter. Judging will be based on 75% on manners, performance, presence, quality, and conformation, with an additional 25% on the uniformity and neatness of attire.

### **English Combination**

In this class, horses will be presented both in harness as a driving horse and under saddle as a Three-Gaited horse, using English equipment. There will be a change of equipment made in the ring between the two phases of the competition. Each phase of the competition will count for 50% of the overall score.

The prize list should specify whether the driver and rider must be the same individual for both phases of the class.

### **English & Western Versatility**

In this class, horses will be presented first with Western Equipment at a flat walk, jog-trot, and lope in both directions of the ring. Then, they will be shown with English Equipment at a flat walk, trot, extended trot, and canter in both directions of the ring. There will be a change of equipment for both horse and rider made in the ring between the two phases of the competition. Each phase of the competition will count for 50% of the overall score. The prize list should specify whether riders must be the same individual for both phases of the class.

## **CS1.1b Hunter Country Pleasure Division**

The Saddlebred Hunter Country Pleasure Horse must be portrayed as an overall pleasurable ride, with a relaxed attitude and a lower natural neck carriage positioned with a slight pole bend. Typically, a longer body frame compared to Saddlebred Country Pleasure Horses. Higher headed horses or set behind the pole should be penalized. The best quality Saddlebred, according to breed standards should always prevail. Professionals may compete in the Hunter Country Pleasure Prospect or open Hunter Country Pleasure classes, provided two additional Hunter classes restricted to amateurs are available at the same event. For safety considerations, the judge may restrict the number of horses allowed to perform an extended canter simultaneously in any hunter class.

**Shoeing:** Horses in competition must adhere to specific regulations regarding their shoeing. They are allowed to be either plain shod or unshod. "Plain shod" refers to a shoe, which may include caulks, and may be thicker at the heel. Additionally, toe clips and side clips are permissible, as well as eggbar shoes.

However, certain elements are not allowed with plain shoeing, including bands, bars, pads of any kind, wedges, lead, springs, or any attachment extending below the shoe. Any foreign substance not explicitly permitted is also prohibited. It is essential that the sole and entire frog of the foot remain visible.

Any horse found with prohibited shoeing will be disqualified from further competition. These regulations ensure fairness and safety in competitive events.

**Mane & Tail:** Horses have the option to appear with a conservative braided mane and tail. However, horses will not face penalties for showing with a full, unbraided mane and tail. It's important to note that tails must not be manipulated with any device such as a tailset, bustle, or brace that alters their natural carriage while on the show grounds. Even if a horse's tail has been set previously, this doesn't disqualify them from participating. Artificial manes are not allowed, but inconspicuously applied hair in the tail is permitted. These guidelines ensure fairness and preserve the natural appearance and movement of the horses during competition.

### **Tack & Apparel:**

Entries will be penalized for incomplete Tack & Apparel. Hunter pleasure horses are required to be presented with traditional hunter-style equipment, including a browband and cavesson of hunter type. Incorrect non-hunter style browband and cavesson requires disqualification.

**Bridle:** Options include a snaffle bridle, pelham with two reins, kimberwick bits, or a full bridle (curb and snaffle). If a full bridle is used, it must adhere to the hunter style, with curb shanks and pelhams not exceeding five and a half inches (5.5"). Breastplates are permitted, but martingales are prohibited.

**Saddle:** A forward or balance hunt seat style saddle is required. An appropriate style side saddle is permitted as an exception.



**Attire:** Riders should wear traditional hunter-style attire, including a jacket, breeches or hunter jodhpurs, a dark hunting cap, derby, or protective headgear, along with appropriate boots. Tall dress or tall field boots are preferred, with paddock or jodhpur boots and matching half chaps also permitted. A stock, choker, or four-in-hand tie with any color shirt is acceptable. Shadbellies are prohibited. Jackets should be of traditional colors and materials suitable for hunting, with discrete patterns allowed. Brocades, raised patterns, glossy/metallic/shiny fabrics or materials are prohibited and will be penalized. Ornamentations on attire items are also prohibited, except for certain exceptions like a stock or lapel pin, tie clip, number magnets, or tie Tack & Apparel. Side saddle riders may wear a skirt, divided skirt, or apron.

In all classes, gloves, a hunter crop or bat, spurs, and Tack & Apparel are optional. Junior riders must wear headgear with a protective harness attached when mounted, and wearing protective headgear is permitted without penalty. Members of the Armed Services or the Police may wear the Service Dress Uniform.

### **Gaits**

Exhibitors are expected to demonstrate a walk, trot with forward-moving stride, extended trot, canter, and extended canter in both directions of the ring. Judges may limit the number of horses shown at extended canter for safety reasons. Entries are required to halt and stand quietly on the rail in both directions of the ring. Manners, suitability as a pleasure mount, smooth and effortless transitions between gaits, and obedience with prompt transitions are all paramount.

### **Standards of Judging**

Specifically for Hunter Country Pleasure Horses, competitors enter the ring at the trot in a counterclockwise direction. Light contact with the horse's mouth must be maintained at all gaits, with judges giving equal consideration to performance at each gait when evaluating the class.

## **HUNTER COUNTRY PLEASURE CLASSES OFFERED**

### **Hunter Country Pleasure**

Classes are available in various categories including Open, All Ages, Ladies, Gentlemen, Adult Amateur, Master, Juvenile, Maiden, Novice, Youth, Limit, Junior, Championship, or Stake. Entries are expected to demonstrate a walk, trot, extended trot, canter, and extended canter in both directions of the ring. Entries will be required to halt and stand quietly on the rail in both directions of the ring. Judging criteria will include manners, performance, suitability as a Hunter, quality, and conformation. While in line, horses must stand quietly with all four legs perpendicular to the ground, and they should readily back up when required.

### **Hunter Country Pleasure Prospect**

This class is exclusively open to horses competing in their first or second competition years as Hunter Country Pleasure horses. Comprehensive competition records for licensed or open shows should be verified on Saddle Horse Report. Exhibitors may include professionals, amateurs, or Juvenile Exhibitors. Entries are expected to demonstrate a walk, trot, extended trot, canter, and extended canter in both directions of the ring. Entries will be required to halt and stand quietly on the rail in both directions of the ring. Judging will focus on suitability as a Hunter, manners, performance, quality, and conformation. While in line, horses must stand quietly with all four legs perpendicular to the ground, and they should readily back up when required.

### **Hunter Seat Classic - Saddle & Bridle**

Please refer to the website for “Saddle & Bridle” Magazine at [www.saddleandbridle.com](http://www.saddleandbridle.com).

### **CS1.1c Park Pleasure Division**

The emphasis is on elegance, finesse, and polished performance across all gaits. Participation is open to both seasoned equestrian professionals and amateur enthusiasts. Horses exhibited in any class within this category are not eligible to compete in the American Saddlebred Performance Division, including Three-Gaited, Five-Gaited, Fine Harness, and Park Horse classes, or the American Saddlebred Pleasure and Country Pleasure divisions at the same event, except for participation in In-Hand or Model classes. **Eligibility is limited to mares and geldings.**

**Shoeing:** Country Park Pleasure horses must be fitted with plain shoes, which may include certain specifications such as thickness at the heel, toe clips, and side clips. Eggbar shoes are also permitted. Prohibited shoeing features include bands, bars, pads, wedges, and any extensions below the shoe. The horse's sole and entire frog must be visible. Disqualification applies to any animal with unauthorized shoeing.

**Equipment:** Entries must maintain a full mane and tail. Park Pleasure horses may utilize tail sets or bustles but are not permitted to have their tails tied or braced. Unset tails will not incur penalties. The use of artificial aids like chains, shackles, rubber bands, blinkers (except during driving), or blindfolds is strictly forbidden on the showgrounds before or during the event. Any animal found with prohibited equipment will be disqualified from further competition, resulting in the forfeiture of entry fees and winnings.

### **Tack & Apparel**

A double bridle consisting of both snaffle and curb is preferred, tailored to suit the individual horse. No horse is permitted to be shown solely with a snaffle bit, breastplate, tiedown, or martingale. (Exception: Two-year-olds may use a snaffle bridle with a running martingale if specified in the prize list and if they compete separately from others using identical equipment). The saddle should be a flat, English-style saddle with either leather or web girth. As for attire, riders should opt for informal attire, including a coat and hat, or protective headgear. Vibrant or loud colors should be avoided.

### **Gaits**

Park Pleasure horses are to be presented at a flat walk, trot, and canter, while Country Park Pleasure horses should showcase a true flat walk, trot, extended trot, and canter.

### **Standards of Judging**

Park Pleasure horses are judged based on manners, performance, presence, quality, and conformation. Country Park Pleasure horses should exhibit obedience with prompt transitions and must halt and stand quietly on the rail in both directions of the ring.

## **PARK PLEASURE CLASSES OFFERED**

### **Park Pleasure - Country Three Gaited**

For horses qualified to participate in classes such as OPEN, JUNIOR, THREE-YEAR-OLD, MAIDEN, NOVICE, LIMIT, AMATEUR, or MASTER, they are to be presented at a true flat walk, trot, extended trot, and canter. During the course, horses must be asked to halt and stand quietly on the rail in both directions of the ring. Additionally, they are expected to stand calmly and back readily during the line-up. Judging criteria allocate 75% of the score to manners, performance, presence, and quality, with the remaining 25% focusing on overall conformation.

### **Park Pleasure - Three Gaited**

For horses qualified to compete in the OPEN, JUNIOR, THREE-YEAR-OLD, MAIDEN, NOVICE, LIMIT, AMATEUR, or MASTER classes: They are to be exhibited at a flat walk, trot, and canter. During line-up, horses must display quiet standing and readiness to back. Judging criteria are divided as follows: 75% for manners, performance, presence, and quality; and 25% for overall conformation.

### **Park Pleasure - Driving**

For horses eligible to compete in the OPEN, JUNIOR, THREE-YEAR-OLD, TWO-YEAR-OLD, MAIDEN, NOVICE, LIMIT, AMATEUR, or MASTER divisions: They are to be presented in a two-wheeled jog cart with driver only. Horses should demonstrate a flat walk, trot, and extended trot, with penalties applied for excessive speed. The equipment should include a light harness with blinkers, martingale, snaffle bit, and overcheck, with the overcheck bit being optional. Horses are also expected to back upon request. Evaluation criteria comprise 75% for manners, performance, presence, and quality, and 25% for overall conformation.

### **CS1.1d Show Pleasure Division**

The English Show Pleasure horse typically exhibits less action than the Three-Gaited, Five-Gaited, and Fine Harness Performance horses, but should remain alert and prompt in their response. Action should be naturally high and free-moving.

Penalties will be applied for laboring action caused by excessive weight of shoes or length of foot. Entries must be shown with a full mane and tail. Horses in this division may wear tail sets or bustles, but the tail shall not be tied or braced, and unset tails will not be penalized. Braids and discreetly applied hair in the mane and tail are allowed. Pads and bands are permitted. Quarter boots and bell boots are only allowed in Five-Gaited classes.

### **Tack & Apparel:**

#### **Under Saddle**

Bridle: A double bridle consisting of both a snaffle and curb is preferred and must suit the horse. Horses are not allowed to be shown with only a snaffle bit, breastplate, tie-down, or martingale. Exception: 2-Year-Olds may be shown in a snaffle bridle with a running martingale if such is specified in the prize list.

Saddle: An English-type flat saddle, with either a leather or web girth, should be used.

Attire: Riders are required to wear informal attire with a coat and hat or protective headgear. Loud or flashy colors should be avoided.

#### **Driving:**

Entries are to be shown only with a two-wheeled jog cart. Light harness with a snaffle bit, martingale, blinkers and overcheck are required. The use of an overcheck bit is optional. The driver is to dress conservatively and period attire is not permitted.

### **Gaits**

Horses are to be shown at a flat walk, trot, and canter, with the addition of slow gait and rack in Five-Gaited classes. In Driving classes, the gaits are flat walk, trot, and extended trot. Manners and suitability as a Pleasure mount are of paramount importance, with smooth and effortless transitions between gaits, with light contact with the horse's mouth being maintained. A flat walk is mandatory. Entries must stand quietly in the line up and back promptly. Penalties will be applied for head tossing, pulling, laboring action, sideways movement, and tail-switching.

### **Class Divisions**

Model, Side Saddle, Antique Carriage with Period Costume, etc., classes may be offered for Show Pleasure. Classes may be divided based on the sex or age of the horse, height, sex or age of the rider, with or without Championships, and according to Maiden, Novice, Limit, Junior (Four-Year-Olds & Under), Masters, Owners, and Youth classes in all classifications and Amateur-Owner-Trainer.

## **SHOW PLEASURE CLASSES OFFERED**

### **Show Pleasure - Walk/Trot**

For riders 12 years of age and under who have never been judged in a class wearing a full suit that required a canter. The class will consist of showing at a flat walk and trot. Riders will not be asked to back their horses. Horses must stand quietly in the lineup. Headers will be permitted in the lineup and will be called in by the announcer after the class has lined up and before they are judged. One attendant without a whip will be allowed to head each horse during the lineup. Judging will be based on manners, performance, presence, quality, and conformation.

### **Show Pleasure - Three Gaited**

Shown at a flat walk, trot and canter. Judged 75% on manners, performance, presence and quality; 25% on total conformation.

### **Show Pleasure - Five Gaited**

Horses are to be presented at a flat walk, trot, slow gait, rack at moderate speed, and canter. Judging will be based on 75% on manners, performance, presence, and quality, with 25% on total conformation.

### **Show Pleasure - Driving**

The class requires horses to be shown to a two-wheeled jog cart with the driver only. They should be presented at a flat walk, trot, and extended trot, with penalties for excessive speed. Light harness with snaffle bit, blinkers, a martingale, and overcheck are mandatory, with the overcheck bit being optional.

Judging will be based on 75% on manners, performance, presence, and quality, with 25% on total conformation.

## **CS1.1e Western Country Pleasure Division**

In Western Pleasure and Trail classes, a lower head carriage should not be penalized. The Western equipment horse should be heavier bodied, especially in the rear, have prominent withers and be close-coupled. As with all Purebred Saddlebred/Half Saddlebred divisions, the emphasis is on presenting the best quality specimens of the breed.

Western Country Pleasure horses must be plain shod or unshod. Permissible shoeing includes a shoe (inclusive of caulks), which may be thicker at the heel. Toe clips and side clips are allowed. An eggbar shoe is also permissible. Not allowed as plain shod are pads of any kind, wedges, bands, bars, lead, springs, any addition below the bottom of the shoe, and any foreign substance not named as permitted. The entire sole and frog of the foot must be visible. Horses with prohibited shoeing will be disqualified from further competition at that show and forfeit all entry fees and winnings.

Horses must be shown with a full mane and tail. Tails must not be put in any device (such as a tailset, bustle, or brace) that alters their carriage while on the grounds. However, participation is not excluded if a horse's tail has once been set. Braids and artificial manes are prohibited, though discretely applied hair in the tail is permitted.

If judges need to inspect bridles, it is their duty alone to carry out this task. They may assign a steward to perform bridle checks at the exit gate, necessitating riders to dismount.

Professionals are eligible to participate in American Saddlebred division classes labeled as Open in Western Country Pleasure Prospect, Junior Horse, Maiden/Novice/Limit Horse, and Western Country Pleasure categories, provided that two additional Western classes exclusive to amateurs are available at the same event. Entries are expected to demonstrate a flat walk, jog-trot, and lope with a reasonably slack rein, emphasizing good manners and suitability as a pleasure mount. Smooth and effortless transitions between gaits are encouraged.

### **Tack & Apparel**

Entries will be penalized for incomplete Tack & Apparel but do not have to be disqualified. Attire for riders includes a Western hat, a long-sleeved shirt or jacket with a collar, and a necktie, kerchief, or bolo/bow/peddle/rosette-tie or pin used as a tie. Trousers or pants are required, with chaps, shotgun chaps, or chinks and western-style boots also mandatory. Optionally, a vest, coat, or sweater may be worn. Protective headgear with a harness is optional in all classes and does not have to be Western-style. Spurs are at the discretion of the rider, while whips are prohibited except for those riding side saddle.

**Side Saddle:** For side saddle riders, an apron of closed or button type with a belt under loops is mandatory. It is recommended to use an apron with a waistband cut similarly to chaps and double thickness in classes where chaps are compulsory.

Entries must be shown with a western stock saddle, with silver equipment not factored into judging decisions. A side saddle is considered legal equipment, while tapaderos are prohibited, hobbles and riata are not required.

In terms of bridles and bits, there should be no bias against any standard Western bit. A standard Western bit is defined with specific measurements for the shank and mouthpiece (see appendix). Prohibited bits include slip or gag bits, rigid donut mouthpieces, and flat polo mouthpieces. Mouth controls are allowed. Curb chains may be wrapped. The use of snaffle bits and hackamores is permitted in certain circumstances, with strict guidelines provided for their use.

Judges do not have the authority to modify the specified standard equipment.

### **Gaits**

Exhibitors are expected to demonstrate a flat walk, jog-trot, and lope with a reasonably slack rein, emphasizing good manners and suitability as a pleasure mount. Smooth and effortless transitions between gaits are encouraged.

### **Standards of Judging**

Entries should exhibit obedience with prompt transitions, with a particular emphasis on maintaining a true, flat walk. Upon request, horses must halt and stand quietly on the rail in both directions of the ring. Additionally, they must stand calmly and back willingly in the lineup. Undesirable behaviors such as head tossing, pulling, laboring action, sideways movement, and tail-switching will be penalized.

## **WESTERN COUNTRY PLEASURE CLASSES OFFERED**

### **Western Country Pleasure**

For classes such as Open, Amateur, Masters, Maiden, Novice, Limit, Mares, Geldings, Junior Horse, OTR, Ladies, Gentlemen, Juvenile Exhibitor, and Youth, exhibits are expected to demonstrate a flat walk, jog-trot, and lope. They should stand quietly and back readily. Riders are permitted to use only one hand on the reins, and hands must not be switched except when necessary to navigate an obstacle in a Trail Horse Class. The rider's hand should encircle the reins. In cases where the split reins' ends fall on the side of the reining hand, one finger between reins is allowed. However, when using a romel or holding the ends of split reins with the hand not used for reining, no finger between reins is permitted. The rider may hold the romal or the ends of split reins to prevent swinging and adjust their position, provided there is at least 16 inches of rein between the hands. Entries will be evaluated based on manners, performance, quality, and conformation.



### **Western Country Pleasure - Walk/Jog**

For riders aged 12 and under, horses will be shown and judged following the guidelines of other Western Country Pleasure classes, with the exception that horses will not be required to halt on the rail or back. Riders in this category must not have previously participated in any class that involved cantering or loping. Headers will be allowed in the lineup and will be announced by the announcer after the class has lined up and before judging commences. Each horse may have one attendant without a whip to assist with heading during the lineup.

### **Western Country Pleasure - Prospect**

This class is exclusively open to horses competing in their first or second competition years as Western Country Pleasure horses, as verified by ASHBA records. Exhibitors may include professionals, amateurs, or Juvenile Exhibitors. Hackamores and snaffle bits are allowed. Horses are expected to demonstrate a flat walk, jog-trot, and lope, and should stand quietly and back readily. Only one hand may be used on the reins, except for riders using hackamores and snaffle bits, who are permitted to use two hands. Hands must not be changed during the performance. The rider's hand should encircle the reins, with one finger between the reins permitted when the split reins' ends fall on the side of the reining hand. However, when using a romel or holding the ends of split reins with the hand not used for reining, no finger between reins is allowed. Riders may hold the romal or the ends of split reins to prevent swinging and adjust their position, provided there is at least 16 inches of rein between the hands. Exhibits will be evaluated based on manners, performance, quality, and conformation.

### **Western Country Pleasure - Championship**

This class is reserved for horses that have participated in the Amateur, Masters, Juvenile Exhibitor, and Youth Western Country Pleasure classes. To qualify, the horse must have been entered, shown, and judged in a specified qualifying class. Exhibitors are expected to demonstrate a flat walk, jog-trot, and lope with a reasonably slack rein, without undue restraint (ridden with one hand on reins). They should stand quietly and back readily. Judging criteria will include manners, performance, quality, and conformation.

### **Western Show Pleasure**

This class is reserved for entries in the Amateur, Masters, Juvenile Exhibitor, and Youth. This class will be presented at a flat walk, jog-trot, and lope, with riders using only one hand on the reins. Judging will be based on a 75% assessment of manners, performance, presence, and quality, with the remaining 25% attributed to overall conformation.

### **Shatner Western Pleasure**

Please refer to the website for "Saddle & Bridle" Magazine at [www.saddleandbridle.com](http://www.saddleandbridle.com).

### **Shatner Working Western Pleasure**

Please refer to the website for "Saddle & Bridle" Magazine at [www.saddleandbridle.com](http://www.saddleandbridle.com).

### **Western Trail**

Exhibits will navigate a minimum of five obstacles and demonstrate a flat walk, jog-trot, and lope with a reasonably slack rein, without undue restraint. Only one hand may be used on the reins, with hands not to be changed except when negotiating an obstacle in a Trail Horse Class (two hands are permitted for Hackamores and snaffle bits). Judging will be weighted 75% on manners, performance, presence, and quality, with the remaining 25% focused on total conformation.

### **Western Pairs**

Exhibits will be presented at a flat walk, jog-trot, and lope, with riders using one hand on the reins, as specified. The judging criteria will emphasize manners, performance, presence, quality, and conformation, accounting for 75% of the evaluation. Additionally, 25% of the assessment will consider the uniformity and neatness of attire.

### **Western & English Versatility**

Horses will be presented first with Western Equipment, demonstrating a flat walk, jog-trot, and lope in both directions of the ring. Subsequently, they will transition to English Equipment, showcasing a flat walk, trot, extended trot, and canter in both directions of the ring. The change of equipment for both horse and rider will occur in the ring. Each phase of the competition will be weighted equally at 50%. The prize list will specify whether riders must remain the same for both phases of the class.

## **CS1.1f Classic Pleasure Division**

Open to Amateurs and Juvenile riders and drivers. Stallions are prohibited. Classic Pleasure horses must be plain shod - rim pads, synthetic or natural rubber, egg bar or a single pad allowed. Wedge pads and bands are prohibited. Any motion or action resulting from shoeing is to be penalized.

Entries are to be shown in a pelham or full bridle consisting of both a snaffle and curb bit and English-type saddle with a girth, unless otherwise specified in the prize list. Horses are to be shown with a full mane and tail. Tail switches are allowed, but braiding is prohibited. Informal attire is appropriate for riders in morning, afternoon and evening classes.

Classic Pleasure Driving entries to be shown with a two wheeled pleasure cart. Light harness with martingale, blinkers, snaffle, and separate overcheck bit required. Side check bridles are allowed.

### **Gait requirements:**

Classic Pleasure: flat walk, trot and canter

Classic Pleasure Driving: flat walk, trot and extended trot

Classic Pleasure entries in all divisions are to stand quietly and back in the line up. Horses enter the ring in a counterclockwise direction at the trot.

### **Judged On:**

Classic Pleasure horses should be natural and relaxed, demonstrate a quiet and calm attitude, perform with flawless manners and appear to be absolutely agreeable to the commands of the rider. The Classic Pleasure horse's headset and motion should compliment its natural conformation. Horses exhibiting aggressiveness, over-collection, excess animation or labored motion to be penalized.

Judged 80% on manners and natural way of going. 20% on conformation.

## **CS1.2 PERFORMANCE DIVISION**

### **CS1.2a Fine Harness Division**

Entries in this division should be elegant, refined and motion should focus on animation over speed. Horses are shown with a full mane and tail.

#### **Tack & Apparel**

Presented with a suitable vehicle, ideally a small buggy featuring four wire wheels and lacking a top cover. Light harness equipped with blinkers, a martingale, snaffle bit, and overcheck are mandatory. However, use of an overcheck bit is discretionary .

#### **Gaits**

Begin by entering the ring at a park trot. The permitted gaits include an animated walk, park trot, and "show your horse." However, "show your horse" is exempt from being called in Ladies, Juvenile Exhibitor, Amateur, Masters, Owners, and Amateur Owners classes.

#### **Line Up**

Entries are expected to stand calmly in place and are not obligated to back up. They may be unchecked during the lineup. An attendant is allowed to assist the entry by standing it on its feet, but must maintain a distance of at least two paces from the head while the entry is being judged. Only one standard riding crop is permitted for an attendant to carry. Awards will be presented from the lineup.

Ring attendants are permitted to stand quietly inside the gate during Ladies, Amateur, Masters, Owners, Amateur Owners, or Juvenile Exhibitor classes, but they must refrain from taking any action that could influence the performance of any horse.

## **FINE HARNESS CLASSES OFFERED**

### **Junior Horse, Open, Limit**

Horses aged 2 - 4 years old; Maiden or Novice. Exhibited at an animated walk; Park trot (speed to be penalized) and "show your horse", to stand quietly. Judged on performance, presence, quality, manners and conformation.

### **Junior Championship**

Judged 75% on performance, presence, quality and manners; 25% on total conformation.

### **Ladies Open or Amateur**

Shown at a park trot and an animated walk, stand quietly. Judged on manners, quality, presence, performance and conformation.

### **Ladies Championship**

Judged 75% on manners, quality, presence and performance; 25% on total conformation.

### **Juvenile, Youth or Amateur**

Shown at a park trot and an animated walk, to stand quietly. Judged on manners, performance, presence, quality and conformation.

### **Juvenile, Youth or Amateur Championships**

Judged 75% on manners, performance, presence and quality; 25% on conformation.

For horses to qualify for the Juvenile Exhibitor, Amateur (ladies and/or gentlemen), Masters, Owners, Amateur Owners Championships, and Youth categories, they must be entered and shown by individuals corresponding to their respective categories (Juvenile Exhibitor, Amateur, Masters, Owner, Amateur Owner, and Youth). Additionally, they must participate in at least one other class within this section.

The event management has the discretion to specify in the prize list which classes are eligible for the Championships. For example, Amateur classes may qualify for Amateur Championships, Ladies classes may qualify for Ladies Championship, and so forth.

### **Grand Championship**

Horses are required to be entered, presented, and evaluated in any other class within this section. They should be showcased at an animated walk, park trot, and "show your horse" (with penalties for excessive speed), as well as demonstrate the ability to stand quietly. The judging criteria comprise 75% based on performance, presence, quality, and manners, and 25% on overall conformation.

### **CS1.2b Five Gaited Division**

This division showcases beauty, brilliance, elegance, refinement and speed in an animated form. Entries shall be shown with a full mane and tail.

#### **Tack & Apparel**

The preferred bridle is a double bridle, comprising both a snaffle and curb bit, chosen to suit the individual horse. Horses are not allowed to be shown with only a snaffle bit, breastplate, tie-down, or martingale. Exception: 2-Year-Olds may be shown in a snaffle bridle with a running martingale if such is specified in the prize list. The saddle should be an English-type flat saddle with a leather or web girth.

Attire: Exhibitors competing in morning and afternoon classes are expected to wear informal attire. Riders in evening classes should wear a dark-colored habit with appropriate accessories. Loud or flashy colors should be avoided.

#### **Gait Requirements**

Flat or animated walk, trot, slow gait, rack and canter.

#### **Class Divisions**

Classes may be divided by sex.

PROHIBITED: Stallions in Ladies and Juvenile Exhibitor classes.

### **FIVE GAITED CLASSES OFFERED**

#### **Junior Horse, Open, Limit**

Horses between 2yo to 4yo, Maiden or Novice. Judged on performance, presence, quality, manners and conformation.

#### **Junior Championship**

Judged 75% on performance, presence, quality and manners; 25% on total conformation.

#### **Ladies Open or Amateur**

Judged on manners, quality, presence, performance and conformation.

#### **Ladies Championship Open & Amateur**

Judged 75% on manners, quality, presence and performance; 25% on total conformation.

#### **Juvenile Exhibitor, Youth or Amateur**

Judged on manners, performance, presence, quality and conformation.

### **Juvenile Exhibitor, Youth or Amateur Championship**

Judging criteria: 75% based on manners, performance, presence, and quality; 25% on overall conformation.

For horses to qualify for the Juvenile Exhibitor, Amateur, Masters, Owners, Amateur Owners, and Youth Championships, they must be entered and shown by individuals corresponding to their respective categories such as Juvenile Exhibitor, Amateur, Masters, Owner, Amateur Owner, and Youth. Additionally, they must participate in at least one other class within this section.

Event management reserves the right to specify in the prize list which classes are eligible for the Championships. For example, Amateur Classes may qualify for Amateur Championships, Ladies Classes may qualify for Ladies Championship, and so forth.

### **Juvenile Exhibitor, Youth or Amateur Grand Championship**

To qualify, horses must be entered, shown, and judged in at least one other class within this section. Judging will be based on 75% performance, presence, quality, and manners, and 25% on overall conformation.

### **Combination Harness & Saddle**

The class begins with horses being shown to a suitable four-wheeled vehicle at an animated walk and trot. Following this, they are presented under saddle, where they perform at an animated walk, trot, slow gait, rack, and canter.

Judging criteria are divided equally: 50% based on suitability for harness and 50% on saddle work, with a particular emphasis on the trot. Light harness with blinkers, a martingale, snaffle bit, and overcheck are mandatory, although the overcheck bit is optional. The prize list should specify whether the driver/rider must be the same individual for both phases of the class.

## **CS1.2c Three Gaited Division**

The ideal horse is characterized by beauty, elegance, brilliance, refinement, and expressive qualities. Collection in stride, with energy focused on precise animation. The horse is presented with a roached mane, although Two-Year-Olds have the option of showing with a full mane. Both roached and full tails are permitted.

Stallions are prohibited from participating in Ladies and Juvenile Exhibitor classes. Classes may be further divided based on sex (Mares, Stallions/Geldings) and height categories, such as 15.2 hands and under, and Over 15.2 hands.

### **Tack & Apparel**

The preferred bridle is a double bridle consisting of both a snaffle and curb bit, chosen to suit the individual horse. Horses are not permitted to be shown with only a snaffle bit, breastplate, tie-down, or martingale. Exception: 2-Year-Olds may be shown in a snaffle bridle with a running martingale if such is specified in the prize list.

An English-type flat saddle should be used, with either a leather or web girth.

Riders are required to wear informal dress for morning and afternoon classes. For evening classes, formal attire or a dark-colored habit (with collars and lapels of the same color) and appropriate accessories are recommended. Loud or flashy colors should be avoided.

### **Gait Requirements**

Horses are to be presented at either a flat walk or animated walk, followed by a park trot and canter.

### **Class Divisions**

Classes may be divided by sex.

PROHIBITED: Stallions in Ladies and Juvenile Exhibitor classes.

## **THREE GAITED CLASSES OFFERED**

### **Junior Horse Open, Maiden, Novice**

For horses aged 2yo - 4yo or with Maiden, Novice status. Judged on performance, presence, quality, manners and conformation.

### **Junior Horse Championship**

For horses aged 2yo - 4yo or with Maiden, Novice status having shown in the qualifier. Judged 75% on performance, presence, quality and manners; 25% on total conformation.



### **Ladies Open or Amateur**

Judged on manners, quality, presence, performance and conformation.

### **Ladies Open or Amateur Championship**

Ladies only Open or Amateur Championship. Judged 75% on manners, quality, presence and performance; 25% on total conformation.

### **Juvenile Exhibitor, Youth or Amateur**

Judged on manners, performance, presence, quality and conformation.

### **Juvenile Exhibitor, Youth or Amateur Championship**

Judging for this competition is based on the following criteria: 75% on manners, performance, presence, and quality, and 25% on total conformation.

In order for horses to be eligible for the Juvenile Exhibitor, Amateur (ladies and/or gentlemen), Masters, Owners, Amateur Owners, and Youth Championships, they must be entered and shown by individuals corresponding to their respective categories; Juvenile Exhibitor, Amateur, Masters, Owner, Amateur Owner, and Youth). Additionally, they must participate in at least one other class within this section.

Event management has the authority to specify in the prize list which classes qualify for the Championships. For instance, Amateur Classes may qualify for Amateur Championships, Ladies Classes may qualify for Ladies Championship, and so forth. For stripping Championships, please refer to the Stripping Rule stated elsewhere.

### **Juvenile Exhibitor, Youth or Amateur Grand Championship**

In order to be eligible, horses must be entered, shown, and judged in at least one other class within this section. Judging will be based on 75% performance, presence, quality, and manners, with 25% of the score attributed to total conformation.

### **Combination Harness & Saddle**

The class begins with horses being presented to a suitable four-wheeled vehicle at an animated walk and park trot. Following this, they are shown under saddle, performing at a walk, park trot, and canter. The prize list must specify whether the driver/rider must be the same individual for both phases of the class. Entries are to be driven with a liverpool bit with side check. Judging criteria are divided equally: 50% based on suitability for harness, and 50% on saddle work, with a particular emphasis on the trot.

## **CS1.2d Park Division**

The American Saddlebred and Half American Saddlebred Park Horse are expected to exhibit style, refinement, and good manners. Their performance should be characterized by animation and grace in all gaits. Horses competing in any class within this section are not eligible to compete in the American Saddlebred/Half American Saddlebred Pleasure Division, including Park Pleasure, at the same event.

However, they may compete in Performance sections (such as Three-gaited, Five-gaited, Fine Harness), as well as In-Hand, Parade, or Model classes. Horses may have either a roached or full tail, which is either set or natural.

## **Tack & Apparel**

### **Under Saddle:**

- Bridle: A double bridle with both a snaffle and curb bit is preferred, selected to suit the individual horse. Exception: 2-Year-Olds may be shown in a snaffle bridle with a running martingale if such is specified in the prize list.
- Saddle: The saddle should be an English-type flat saddle with a leather or web girth.
- Attire: Riders are required to wear informal dress for morning and afternoon classes. For evening classes, a dark-colored habit (with collars and lapels of the same color) and appropriate accessories are recommended. Loud or flashy colors should be avoided.

### **Driving:**

- Horses are to be presented to a suitable vehicle, preferably a small buggy with four wire wheels and no top.
- Light harness with a snaffle bit, blinkers and running martingale and overcheck are mandatory. The use of an overcheck bit is optional.

## **Gait Requirements**

Horses are to be presented at an animated walk or flat walk, park trot, and canter, with the addition of slow gait and rack in Five-Gaited classes. The gaits will be park trot and animated walk in Fine Harness classes. Horses are expected to stand quietly.

## **Class Divisions**

Stallions are not permitted to compete in Ladies and Juvenile classes.

Classes may be divided based on the size of the horse (15.2 hands and under, Over 15.2 hands), the age or sex of the rider, and the sex of the horse (Stallion, Gelding, and Mare classes).

## **PARK CLASSES OFFERED**

### **Open**

Horses participating in the Open, Junior, Maiden, Novice, Limit, and respective Championships classes are required to be shown at a walk, trot, and canter. They will be judged on performance, manners, presence, quality, and conformation.

### **Juvenile, Youth, Ladies or Amateurs**

In the Owners, Amateur Owners, Masters, Juvenile Exhibitors, Youth, and Championship classes, horses are to be shown at a walk, trot, and canter. During the lineup, horses are expected to stand quietly. Judging will be based on manners, performance, presence, quality, and conformation.

### **Five Gaited Park**

Shown at a walk, trot, canter, slow gait and rack. To be judged on performance, manners, presence, quality and conformation.

### **Fine Harness Park**

Horses are to be presented at an animated park trot, with penalties for excessive speed, as well as at an animated walk. They should stand quietly during evaluation. Judging will be based on performance, manners, presence, quality, and conformation.

### **CS1.3 Saddlebred-Type Pony**

The ponies in this division should closely resemble the American Saddlebred breed and possess the graceful trot and easy canter typical of the breed, regardless of whether they are registered with a breed organization.

Classes in this category will adhere to the standards and specifications set forth in comparable American Saddlebred classes.

Ponies must be ridden by Juvenile Exhibitors, emphasizing manners and agreeable attitudes.

These classes are restricted to mares and geldings measuring **14.3 hands and under**. Owners must provide proof of height. Official Measurements from other governing organizations will be accepted. Ponies must be measured according to the following rules:

- Ponies aged five and under must be measured annually to participate in classes restricted to American Saddlebred-type ponies.
- A pony's height is considered permanent after its sixth year of age..
- Ponies must be unshod when measured but may have a ¼" pad or plate (to be subtracted from measurement) left on the foot for protection.
- Registered American Saddlebred ponies may be shown in the American Saddlebred horse division only if there are no pony classes offered at that particular show.. This does not affect the pony's status for the remainder of the competition year. If ownership is transferred during the competition year, the horse/pony may be shown in either division according to the above rules.

Classes may be further divided by the age of the rider or the size of the pony, with categories for those 12.2 hands and under, and those over 12.2 hands but not exceeding 14.3 hands.

### **SADDLEBRED-TYPE PONY CLASSES OFFERED**

#### **Three Gaited Saddlebred-Type Pony**

Shown at a walk, trot and canter. Judged on manners, performance, presence, quality and conformation.

#### **Five Gaited Saddlebred-Type Pony**

Shown at a walk, trot, slow gait, rack and canter. Judged on manners, performance, presence, quality and conformation.

### **Fine Harness Saddlebred-Type Pony**

Shown at a Park Trot with penalties for excessive speed, and an animated walk, displaying the ability to stand calmly. Evaluation is based on manners, performance, presentation, demeanor, and conformation. Entry to pull a four-wheeled carriage equipped with proper light harness, including a martingale, a bridle with square blinkers, and a snaffle bit. The use of an overcheck bit is discretionary.

### **Three Gaited - Country Pleasure Saddlebred-Type Pony**

Participants have the option to exhibit with either English or Western gear. The trot or jog should match the type of equipment chosen. Competitors are required to showcase at a walk, trot or jog-trot, extended trot, and canter or lope. Additionally, they must stand calmly along the rail and while lined up, and readily back up when requested. Evaluation criteria consist of 75% based on manners, performance, presence, and quality, with the remaining 25% focused on conformation and the tidiness of attire.

### **Country Pleasure Saddlebred-Type Driving Pony**

Participants are to be presented alongside a suitable two-wheeled vehicle equipped with proper harnessing, including a martingale and blinkers. Drivers who are under 14 years of age may be accompanied by an adult. Exhibits are required to perform a flat walk, trot, and extended trot, with penalties for excessive speed. They must also demonstrate the ability to stand quietly along the rail and while lined up, and to back up readily. The use of quarter boots is not permitted. Evaluation is based on manners, performance, presence, quality, and conformation.

### **Three Gaited Saddlebred-Type Show Pleasure Pony**

Participants are to be displayed performing a flat walk, trot, and canter. They must also exhibit the ability to stand quietly and back readily while in the line-up. Evaluation criteria include manners, performance, presence, quality, and conformation.

### **CS1.4 In Hand and Model Division**

In-Hand classes, including open and futurity categories, are governed by specific regulations. Additional guidelines apply for Pleasure In-Hand and Youth Showmanship classes. Only two individuals per animal are allowed in the ring. Handlers and attendants must be neatly attired in clean, well-fitted clothing. Each may carry or use a whip not exceeding 6 feet, including the lash, which should remain unaltered except for the attachment of no more than two ribbon streamers, each eight inches or less in length. The whip must adhere to standard specifications.

### **Tack & Apparel**

Entries are required to be led into the ring and presented either in bridle or halter, without the use of quarter boots, blinkers, blindfolds, or any other appliances. Specifically prohibited for weanlings and yearlings are curb bits and tail sets.

The use of artificial appliances or devices such as chains, shackles, rubber bands, or blindfolds on weanlings and yearlings is strictly forbidden both before and during competition. Smooth, round leather straps are permissible prior to entering the competition ring.

Blinker hoods with half cups mounted in a vertical position, allowing forward vision, are permitted on weanlings and yearlings before entering the competition ring.

Weanlings and yearlings must exhibit with unset tails; the use of tail sets and bustles on the competition grounds, in preparation for the event, is explicitly prohibited for weanlings. However, bustles are permitted on yearlings.

Any entry found with prohibited equipment will be disqualified, resulting in the forfeiture of all entry fees and winnings for that competition.

### **Gaits**

Entries are evaluated based on the standards for the walk and trot. Each entry enters the ring individually, trotting upon entry. They are judged individually while standing, walking, and trotting on the lead. Horses should stand squarely on all four feet, with the front legs perpendicular to the ground. While the rear legs may be slightly positioned backward, handlers may be requested to adjust the hind legs for inspection if necessary.

## **Standards of Judging**

Conformation and finish contribute 50% of the total score. All entries are assessed based on the standards for the ideal American Saddlebred/Half American Saddlebred type and conformation. Defects and undesirable traits are to be penalized accordingly. The way of going and natural action also account for 50% of the total score, with severe penalties for any signs of labor.

If a judge decides to conduct a second workout, selected horses must perform a walk and trot on the lead.

## **IN HAND CLASSES OFFERED**

### **Open and Amateur**

For horses that are weanlings, colts and/or fillies.

### **Yearlings**

For horses that are colts, geldings and/or fillies.

### **Two-Year-Olds**

For horses that are colts, geldings and/or fillies.

### **Three-Year-Olds**

For horses that are; Three-Gaited, Five-Gaited/Fine Harness, Stallions & Geldings and/or Mares.

### **Four-Year-Olds and Over**

For horses that are; Three-Gaited, Five-Gaited/Fine Harness, Stallions & Geldings and/or Mares.

### **Stallions Suitable to Get**

For Three-Year-Olds and over

### **Sire & Get**

Stallion to be shown with two or more of Get

### **Get of Sire**

Two or more of Get to be shown without Sire

**Broodmares**

May be divided into mares that have produced foals and mares that have been bred but have not produced

**Dam and Produce**

Mare to be shown with two or more of produce.

**Produce of Dam**

Two or more of produce to be shown without Dam.

**Model**

In Model classes, entries are exclusively evaluated based on conformation and finish, with no assessment of movement while on the line. The way of going is not taken into consideration.

For Three-Gaited classes, entries are to have a roached mane and are led into the ring wearing either a bridle or halter, without the use of quarter boots.

In Fine Harness and Five-Gaited classes, entries are required to have a full mane and tail and are led into the ring wearing either a bridle or halter, without the use of quarter boots.



## **CS1.5 Youth Showmanship Division**

The exhibitor's performance is evaluated based on their skill in showcasing the horse in the ring to its best advantage, effectively minimizing any conformation faults. The judging criteria consist of: 50% for presentation and showmanship skills, 40% for the horse's condition, grooming, and fitting, and 10% for the exhibitor's appearance.

### **Tack & Apparel**

Weanlings should be presented in a leather show halter with matching lead.

Yearlings may be presented in same as above, or a snaffle bridle. No curb bits permitted.

Two-Year-Olds and older may be shown in a double bridle or single curb bit.

A riding whip with no attachment, such as a bag or ribbon, is allowed.

Exhibitor's attire should be jodhpurs or dark pants, a long-sleeved shirt and tie, vests or western/hunter attire, and appropriate boots. Coats are not allowed, and hats and gloves are optional.

### **Gaits**

Participants are required to enter the competition ring at the designated gait and follow the direction indicated by the ringmaster until instructed to line up the horse for inspection.

### **Standards of Judging**

Maintaining a distance of at least ten feet between entries is advised both when circling the ring and during the line-up. The horse should stand squarely with its weight evenly distributed on all four feet, hooves facing forward, and front legs perpendicular to the ground.

Handlers may adjust the horse's position by using the lead rein and applying pressure to the shoulder if necessary. However, using a foot or whip to move the horse's feet will result in penalties. Handlers must position themselves in front of the horse to ensure the judge has a clear view, avoiding obstruction.

Handlers should remain attentive to both the horse and the judge, disregarding distractions outside the ring. The lead rein should be held in the right hand, approximately 12 to 24 inches from the halter or bit, with the other end held neatly in the left hand. Changing hands is permissible for convenience during positioning or presentation.

Handlers should maintain a well-balanced body posture to allow for fluid movement and proper presentation of the horse. When the judge is examining other entries, handlers should position themselves at the horse's head on the opposite side of the judge whenever possible. Promptly following instructions and making mild adjustments to the horse are allowed.

## **In-Hand Youth Showmanship Workouts**

A suitable standard routine for the required individual workout:

The handler should position themselves to the left of the horse and begin leading with a loose rein if feasible, guiding from the left side. In cases where needed, a gentle touch of the whip is permitted.

The horse should move forward briskly and in a straight line. When moving away from the judge, the horse should maintain alignment with the judge for proper observation of its movement.

At each end of the line, the horse should come to a complete stop before turning. Turning should be executed to the right, away from the handler, at the end of the line.

During periods when the judge is assessing other horses, the horse should stand reasonably well-presented. The handler should remain attentive and poised until the entire class has been evaluated and the judge has completed their assessment.

Handlers should adopt a natural approach and refrain from excessive handling, unnecessary fussing, or over maneuvering. They should promptly respond to requests from the judge or other officials, maintaining courtesy and good sportsmanship throughout.

Penalties will be applied for incorrect or unkempt attire, inadequately groomed or trimmed horses, improper or dirty equipment (such as keepers out or twisted cheek pieces), excessive use of whips or reins, interference with other exhibitors, receiving coaching from outside the ring, adopting exaggerated, stiff, or rigid positions, and failing to follow instructions.

## **CS1.6 Parade**

The Parade horse should embody the desirable conformation traits of American Saddlebred or Half American Saddlebred breeds and possess adequate size and substance to comfortably support the rider's weight and Parade equipment.

Variations in color are acceptable, and the horse should showcase a full mane and tail, which may be set. Desirable attributes include action, collection, and brilliance, with conformation being a crucial consideration in Championship Classes.

Stallions are not permitted in Ladies and Juvenile Exhibitor classes.

## **Tack & Apparel**

Rider and equipment must be comparable to the size of the horse. Stock saddle with silver, Mexican or other appropriate equipment. Riders to wear colorful and typical of the Old West, and/or American, Mexican or Spanish origin attire to include fancy cowboy suit, hat and boots. Spurs, guns, serapes, etc., are optional.

## **Gaits**

Horses in this class should be presented at an animated walk and a parade gait, with a maximum speed limit set at 5 MPH. It's important to demonstrate a noticeable distinction between these two gaits. Horses may be asked to halt on the rail during the performance to exhibit their willingness to stand quietly.

## **Standards of Judging**

Undesirable traits include exhibiting excessive speed, poor manners, a bad mouth, failure to stand quietly, and irregular gaits. The judging criteria for this class emphasize 75% for performance, manners, quality, and conformation, with the remaining 25% dedicated to evaluating the Tack & Apparel of both horse and rider.

## **PARADE CLASSES OFFERED**

### **Parade Open**

This class division is open to various categories including Ladies, Juvenile Exhibitor, Amateur (Ladies and/or Gentlemen), Youth, Owners, Amateur Owners, Pinto, Palomino/Golden, and Solid Color other than Palomino/Golden.

## **CS1.7 Roadster**

The Roadster class requires horses to possess good Purebred Saddlebred or Half Saddlebred conformation and to be presented with a full mane and tail. It's crucial to note that tails must not be put in a tail brace or any other device. Wagon Roadsters are expected to have more substance and height compared to Bike Roadsters.

### **Tack & Apparel**

Entries should be hitched to a bike or wagon that displays good appearance and stability. The harness, which includes a martingale, should consist of bridles with square blinkers, a snaffle bit and overcheck, a breast collar with straight flaps, and traces made round with flat ends. Reins should be made of tan leather and rounded up to the handpieces. Quarter boots are optional.

### **Gaits**

During the performance, Roadsters must enter the ring clockwise at a jog-trot, then transition to the road gait. On the reverse, they should be shown at the jog-trot, road gait, and then at speed. All three gaits must be demonstrated.

Horses should remain on the rail at all times except when passing and should go to the far end on every corner without side-reining. They should exhibit light mouthedness, be capable of being collected at any time, and be willing to walk and stand quietly when being judged in the center of the ring.

### **Standards of Judging**

Judging criteria shall focus on performance, speed, quality, and manners, with an emphasis on manners in Amateur and Juvenile Exhibitor classes.

At all speeds, Roadsters should maintain proper form, with chins set and legs working beneath them, moving collectedly. They should exhibit animation, brilliance, and competition ring presence while working at the jog-trot and road gait. Undesirable traits include long, sprawling front action, dragging or trailing hind legs, and straddle-gaited action behind, all of which indicate imbalance. Pacey or mixed gait, pacing and racking on turns, or breaking and running on turns will be penalized.

## **ROADSTER CLASSES OFFERED**

The classes available include Amateurs, Juvenile Exhibitors, Youth, Open, Under Saddle, and Championships. It's important to note that Under Saddle classes are not eligible for Bike/Wagon Championships. However, classes may be offered for horses shown to a wagon.

## **CS1.8 Ladies Side Saddle**

The American Saddlebred Ladies Side Saddle horse should exemplify the typical characteristics of the American Saddlebred breed.

### **Tack & Apparel**

Appropriate bridles should mimic requirements in the same division (Saddle Seat, Hunter Country Pleasure or Western Country Pleasure) as the Side Saddle entry is being presented. Bridles that depict a Period Costume are allowed, but martingales and tie downs are not permitted.. Side Saddle Attire consists of a skirt, split skirt or apron, hat, and appropriate boots. Protective headgear is permitted. In Saddle Seat daytime classes, informal Saddle Seat attire is allowed, while more formal attire may be worn in the evenings. Hunter and Western attire should be the same as Hunter Country Pleasure and Western Country Pleasure attire. Period attire is also acceptable. Exhibitors may use spurs, a whip or crop. Entries are not not disqualified for insufficient Tack & Apparel, but must be penalized.

### **Gaits**

Competitors are required to enter the ring in a counterclockwise direction at the trot or jog-trot, with all gaits to be considered equally. Classes may be divided into English or Western if there are sufficient entries.

### **Standards of Judging**

Emphasizing safety, both in Tack & Apparel and attire, is paramount. Judges are instructed to penalize exhibitors who do not adhere to good safety practices.

Horses participating in the Ladies Side Saddle section may also compete in the American Saddlebred Pleasure sections or the Half American Saddlebred Pleasure section, provided they meet the requirements of their respective sections, including considerations such as the use of artificial appliances, shoeing, tail sets, Tack & Apparel, and attire.

The side saddle horse should convey the impression of being a comfortable mount to ride. A ground-covering walk, a comfortable trot or jog-trot, and an easy, flowing canter or lope are desirable. Transitions between gaits should be smooth and effortless, and riders may choose to either sit or post to the trot.

## **LADIES SIDE SADDLE CLASSES OFFERED**

**Ladies English Side Saddle**

**Ladies Hunt Side Saddle**

**Ladies Western Side Saddle**

Horses in this class are required to be shown at a walk, trot or jog-trot, and canter or lope in both directions of the ring. They should readily back up if requested by the judge and stand quietly throughout the performance. The judging criteria allocate 85% of the score to manners, performance, suitability, quality, and conformation, with the remaining 15% dedicated to evaluating appropriate side saddle attire. Emphasis is placed on manners and suitability of purpose, with suitability referring to the horse's suitability as a side saddle mount.

### **Ladies Side Saddle Championships**

For eligibility, a horse must have been entered, shown, and judged in a designated qualifying class within the Ladies Side Saddle section. During the competition, horses are expected to perform at a walk, trot or jog-trot, and canter or lope in both directions of the ring. They should readily back up if requested by the judge and maintain quiet standing. The judging criteria allocate 85% of the score to manners, performance, suitability, quality, and conformation, with the remaining 15% dedicated to evaluating appropriate side saddle attire. Emphasis is placed on manners and suitability of purpose, with suitability referring to the horse's compatibility as a side saddle mount.

## **CS1.9 Dressage Prospect Division**

For the Dressage Prospects division, horses should exhibit the potential to excel as dressage mounts. Horses that have competed at First level Dressage or above are ineligible for this class. Emphasis is placed on form to function.

American Saddlebreds/Half American Saddlebreds suitable for Dressage typically have a higher set-on neck than Hunter types, with adequate length and flexibility of the poll. Movement should be free, elastic, active, and regular, with a good push from behind without tension, and a tendency toward an uphill balance.

The objective is to confirm that the horse's muscles are supple and loose, and that it moves freely forward in a clear, steady rhythm, while accepting contact with the bit. The horse should exhibit lightness of the forehand and engagement of the hindquarters.

Penalties will be applied for resistance and tension in the horse. The horse's potential as a Dressage mount is paramount. Entries must have full mane and tail, with tails not being altered by any devices on the show grounds. Artificial manes are prohibited, but manes and tails may be braided or secured with thread, yarn, or bands. Decorations such as ribbons are not allowed, though inconspicuously applied hair in the tail is permitted.

Professionals may compete in Open classes, and the class is open to stallions, mares, and geldings. However, Juvenile Exhibitors may not show stallions.

### **Tack & Apparel**

Bridles may be either a Dressage or Hunter-type snaffle bridle with a smooth snaffle bit. The noseband options include a regular cavesson, a drop noseband, a flash noseband, or a figure-eight noseband. Not permitted in competition: martingales of any type, draw reins, mouth controls, artificial appliances, boots, and bandages.

Saddles must be either an English Dressage or all-purpose English type saddle. Saddle pads of the Dressage-type are required and should be white or of a conservative color.

Riders are required to wear a traditional short riding coat in a conservative color, with either a tie, choker, or stock tie, or an integrated stand-up collar. Breeches should be white or light-colored, or hunter jodhpurs, along with boots or jodhpur boots. Protective headgear is mandatory. A cutaway coat (modified tailcoat) with short tails is permitted. Gloves in a conservative color are recommended. Half chaps, gaiters, and/or leggings are not permitted.

Spurs must be made of metal and only English-style spurs are allowed. The shank can be either curved or straight, pointing directly back from the center of the spur on the rider's boot. If the shank is curved,

it must be worn with the shank directed downwards, although swan-necked spurs are allowed with the curved shank directed upwards. The inside arm of the spur must be smooth, and one or both arms may have rubber covers. If rowels are used, they must be blunt/smooth and free to rotate. Metal spurs with round hard plastic knobs on the shank are allowed (known as "Impuls" spurs). "Dummy" spurs with no shank are also permitted. The maximum length for spurs is 5.08 inches (2 inches), including rowels. This restriction applies to warm-up and training areas, as well as during competition.

Riders may carry one whip no longer than 47.2 inches (120cm), including the lash, in all classes. An adjustable-length whip is not permitted for mounted riders.

### **Gaits and Standards of Judging**

The walk should have a regular, free, and unconstrained rhythm. The trot should be free, active, and regular, with balanced and elastic steps demonstrating a supple back, suspension, and well-engaged hindquarters. The canter should be light, cadenced, and regular.

Trot work should be ridden rising. Horses are placed based on their innate quality of movement, with all gaits being pure in rhythm, without tension or resistance. Transitions should be balanced and without hesitation.

During the rein-back, the horse should remain calm and obedient, lifting and setting down its feet without shuffling. When lengthening the stride at the walk, trot, or canter, the horse should maintain rhythm, regularity, and balance while reaching with its frame and stride, with the rider maintaining contact with the bit and allowing the lengthening. The strides should cover more ground, while the horse remains calm and supple.

## **DRESSAGE CLASSES OFFERED**

### **Dressage Suitability**

This class is open to horses qualified to compete in various class types, including Open, Amateur, Juvenile Exhibitor, Youth, Junior Horse, Stallions, Geldings, and Mares. Horses are required to perform at the walk, trot, and canter in both directions of the ring. They may be asked to lengthen stride at any gait, with transitions into and out of the canter called for through the trot. Horses will also be asked to reverse direction at the trot. Additionally, a free walk on a long rein with the horse stretching forward and down should be performed in at least one direction. During the lineup, horses should stand quietly and may be asked to back at the judge's discretion.

Judging is based on 70% for the performance of gaits and transitions, with attention to impulsion and submission, using the specified objectives as reference points. The remaining 30% is allocated to the rider's position, seat, and effective use of aids.



**E**  **UINE**  
Sports Council

**SC2 - HACKNEY**

## **SC2: Sports Concepts - American Hackney Ponies**

### **SC2.1 Eligibility and Type**

The American Hackney Horse Society (AHHS) and the Canadian Hackney Society (CHS) are the two official registries for Hackney Ponies. Ponies should be entered using their full registered names and registration numbers, under the ownership of those listed with AHHS or CHS.

The Hackney Pony has a dynamic and expressive demeanor. It is admired for its liveliness, stamina, resilience, and inherent gracefulness.

#### **Specifications for Hackney Pony Conformation:**

##### General Appearance:

- The Hackney Pony should give an overall impression of elegance, athleticism, and alertness.
- Proportions should be balanced, with a harmonious blending of parts.
- The body should appear compact yet refined, with clean lines and smooth transitions between muscle groups.
- The head should have an expressive look with a refined muzzle, alert eyes, and well-shaped ears.

##### Height and Weight:

- The height at withers should range between 12.2 to 14.2 hands.
- Weight should be proportionate to height and body condition, showcasing athleticism and stamina.

##### Head:

- The head should be well-proportioned to the body.
- The profile should be straight or slightly concave.
- Eyes should be large, bright, and expressive, set wide apart.
- Ears should be well-shaped, alert, and proportionate to the head.

##### Neck:

- The neck should have a well-arched shape that blends smoothly into the withers and shoulders.
- Its length should be proportionate to the body.
- The neck should be set high while carrying the head proudly.

##### Shoulders:

- Shoulders should slope to allow freedom of movement.

- They need to be muscular and well-defined while blending smoothly into the body.

#### Body:

- The back should be short, strong, and well-muscled.
- The chest should be deep and broad, allowing ample room for heart and lung capacity.
- Ribcage should be well-sprung, indicating good lung capacity and stamina.
- The loin should be muscular and slightly arched, connecting the back to the hindquarters seamlessly.

#### Legs and Feet:

- Legs should be straight, with well-defined joints and strong, clean tendons.
- Forelegs need to be set well under the body to provide balance and support.
- Hindquarters should be powerful, with well-developed muscles for propulsion.
- Hooves should be well-formed, round, and proportionate to the pony's size.

#### Movement:

- Movement should be free-flowing, fluid, and ground-covering.
- Stride needs to be long and elastic with noticeable reach and drive.
- Hackney Ponies should move with impulsion, elevation, and style while displaying natural animation and presence.

#### Coat and Color:

- The coat should have a glossy appearance that reflects good health and condition.
- Acceptable colors include solid black, brown, bay, chestnut or roan. Minimal white markings are allowed.

#### Overall Impression:

The overall impression of Hackney Ponies should embody gracefulness, elegance, athleticism. They must exude confidence, alertness, and willingness to perform. Their conformation should reflect their heritage as stylish and versatile driving ponies.

Judging penalties are applied for deviation from the Hackney breed standard, which includes features such as a coarse or unrefined head, a Roman nose, drooping ears, small or pig-like eyes, a short, straight, or overly arched neck, a bulky throat latch, flat withers, a swayed or hunched back, straight shoulders, misaligned legs, bowed knees, excessive knee bending, bowed legs, straight pasterns, extreme splaying outward or inward turning of the feet, contracted heels, an overly wide or narrow stance, a sickle-shaped hock, severe cow hocks, inadequate muscle development, undernourishment, excessive weight, a rough coat, or overall poor physical condition.

Horses and ponies must exhibit soundness, free from any signs of lameness or respiratory issues. Recognizing the diversity within the breed, animals fulfilling all other criteria for a specific event or

discipline should not face undue penalties. If an entry has lost sight in one eye, it may still be shown. A contact lens is permitted for cosmetic purposes only, not in an effort to enhance performance.

Height regulations for Hackney Ponies and Harness Ponies are strictly enforced, with specific provisions for measurements and divisions in competitions. Ponies must have a current measurement card issued by a governing organization, or be measured at the competition prior to exhibiting. Hackney ponies are restricted to a maximum height of 14.2 hands, while 12.2 hands is the maximum height of Harness ponies. Harness ponies 48 inches and under may be further divided by the competition. The maximum height of Roadster ponies is 52” and the class may be divided for ponies 50” and under, and those 50-52”.

## SC2.2 Show Protocol

1. **Stallions** are allowed in all classes except in the Pleasure section and Juvenile classes.
2. **Maximum number of entries:** Classes with 16 or more entries must be divided into two separate sections.
3. **Excitement Devices** - Noise makers, whips >6 feet including lash, tape measures, bamboo sticks, horns, compressed air, laser beams or strobe lights or any similar attention-getting devices are not allowed to be used on the show grounds while classes are in session.
4. **Animal Welfare:** Hackneys must be sound and comfortable enough to perform at their intended use. Ponies showing evidence of lameness or broken wind will be penalized.
5. **Line Up in Driving:** Ponies are not to be lined up head-to-tail in driving classes, and ribbons should be presented from the line-up.
6. **Gaits & Workouts:** Participants must perform in both directions of the ring, demonstrating all required gaits. Workouts will be evaluated as a new class.
7. **Attendants in Classes:** One attendant per pony, suitably attired, will be permitted to stand inside the ring at the gate during the class in Ladies, Amateur, Juvenile, and multiple hitch classes. Attendants must remain quiet and not disrupt any other entry in the class. In Hackney Roadster Pony classes, one attendant is allowed to enter the ring when the ponies line up.
8. **Status:** Ribbons obtained within a specific section do not contribute to determining Maiden/Novice/Limit status if the pony competes in a different Hackney section. However, ribbons earned in the Roadster Pony section of the Roadster Division do factor into the maiden/novice/limit status of Hackney Roadster ponies.
9. **Shoeing:** Pads, wedges, and hoof bands are permitted for the protection of the legs and feet. However, a labored way of going will be penalized.
10. **Line Up Call:** Upon the judge's request for the line-up, exhibitors are required to continue in the second direction to position their entries in the line-up. Non-compliance will lead to penalties.

11. **Tails** - Entries can be presented with their tails in a natural, unset state in any class without incurring penalties. The surgical release of the ventral sacrocaudal muscle by a licensed veterinarian is allowed. No entry is allowed to participate in the Hackney Division if any irritant/chemical is used to alter the tail carriage.
12. **Inhumane Treatment:** Ponies displaying indications of inhumane treatment will be disqualified from the competition.
13. **Hackney Roadster Pony vs Roadster:** Ponies competing in Hackney Roadster Pony classes within the Hackney Division may enter Roadster Pony classes within the Roadster Division at the same competition.
14. **Ladies & Gentlemen Amateur Classes:** It is recommended that competition management offer Amateur Ladies and Amateur Gentlemen's classes qualifying for an Amateur Championship. Both an Amateur Lady and an Amateur Gentleman class must be offered if one of these classes is offered. A Juvenile class is optional.
15. **UPHA Classics** - See <https://www.uphaonline.com/>

### SC2.3 Tack & Apparel

1. Vehicles and equipment utilized must be in functional condition. Exhibitors employing vehicles or equipment that disrupt other participants must be asked to leave the ring.
2. Entries must be presented without artificial enhancements (such as wired ears, chains, shackles, or draw reins). Permitted: mouth controls, enhancements to the mane and tail, and a tail brace. Leather straps without additional attachments are allowed as action aids in warm-up areas on the competition grounds during or before a competition. Rubber or elastic exercising aids affixed with a fixed ring on a plain leather strap are also permitted. Additionally, a wool or fleece protective covering is allowed. However, the employment of elastic straps or attachments connecting hooves/feet to any portion of the harness/bridle is not permitted. Furthermore, the presence of chains or rollers serving as action aids on the competition premises during or prior to a competition is strictly prohibited.

### SC2.4 Standards of Judging

#### Hackney Pony - Amateurs

To be exhibited by an amateur handler. Open to mares, stallions, and geldings, the Amateur pony classes allow for a bit more strength and bolder performance. They are expected to exhibit increased action and animation, with less emphasis on manners compared to Ladies or Juvenile cases. Nevertheless, ponies must still stand quietly and back promptly. Evaluation criteria for these classes include manners, performance, quality, presence, and conformation.

### **Hackney Pony - Juvenile**

Available to Juvenile exhibitors which must drive mares or geldings. Manners hold utmost importance, with ponies expected to exhibit willingness to perform, suitability, and balanced action. Gait execution should be executed with brilliance upon command, while also standing quietly and backing readily. Stallions are not allowed in Juvenile classes. Judging criteria encompass manners, suitability, quality, performance, and conformation.

### **Hackney Pony - Ladies**

Available to mares, stallions and geldings. A pony intended for a lady driver should exude refinement and grace, with careful consideration given to the pony's suitability for the driver. Expression plays a significant role, and high quality is paramount. The execution of gaits should be executed with precision upon command. Additionally, the pony should demonstrate the ability to stand calmly and back up readily. Judging in these classes takes into account manners, quality, suitability, performance, and conformation.

### **Hackney Pony - 4YO & Under**

These entries are stallions, mares and geldings four years of age and under, shown at the Park Trot and Show Your Pony. To be judged on performance, presence, quality, conformation and manners.

### **Open/Geldings/Mares/Stallions/Limit/Novice/Maiden/Owners/Gentleman**

Entries should epitomize the highest standards of the breed, striving for near perfection, displaying all gaits with remarkable presence, brilliance, and exceptional all-around action. Performance takes precedence in these classes, with judging criteria encompassing performance, presence, quality, conformation, and manners. Gaits include Park Trot and Show Your Pony. In all Ladies, Amateur, Juvenile, and Pleasure classes, the judge(s) must walk the lineup.

### **Hackney Pony - Championships**

Championship competitions should be provided for both driving and riding classes. In the event that an amateur ladies' class is unavailable, amateur ladies participating in the open ladies' class will automatically qualify for the amateur championship.

### **Hackney Pony - In-Hand**

Open to stallions, mares and geldings of various ages. Show Committees are urged to offer separate classes for stallions, mares, and geldings, two years of age and over.

1. Ponies are shown in-hand at a walk and trot, in both directions of the ring. Conformation, type, quality, and finish account for 50% of the score for weanlings, yearlings, two-year-olds, and older ponies. Performance, manners, disposition, and way of going contribute the remaining 50% for all age groups.
2. Two-year-old stallions and geldings have the option to be shown in stallion Tack & Apparel. Stallions and geldings over two years old must be shown in stallion Tack & Apparel.

3. The first and second-place winners in the qualifying class will be designated as Show Champions and Reserve Champions.
4. Inconspicuous hair and/or tail brace are permitted, while a spoon crupper is optional.
5. Only two individuals per pony are allowed in the ring. Handlers/attendants must be dressed neatly and appropriately, wearing clean and well-fitted attire. Each person may carry or use a whip not exceeding 6 feet in length, including the lash. The lash must remain unaltered and adhere to standard whip style. An exception is made for small empty paper or plastic bags, or ribbons attached to the whip, which may be used separately.

## **SC2.5 “Cob Tail” Hackney Pony - Division Specifics**

1. Hackney ponies are required to have the appearance of a short tail and a tightly braided mane, with exceptions for National and Local In-Hand Futurities. Excessive speed is discouraged in the competition.
2. The designated gaits for Hackney Ponies are the "Park Trot," characterized by a highly collected manner, and the "Show Your Pony" gait, which showcases the pony's best attributes.
3. Any excessive speed will be penalized accordingly.
4. Amateur, Ladies, and Juvenile Ponies are exclusively shown at the Park Trot.
5. While lined up, ponies may be unchecked except in Ladies, Juvenile, and Amateur classes, where ponies must remain checked. However, adjustments to the checks are permitted.
6. In Ladies, Juvenile, and Amateur classes, attendants may initially stand an entry on its feet, after which they must maintain a distance of at least two paces from the head.
7. A four-wheeled viceroy is the proper show cart for this division.
8. Entries must be severely penalized if not properly bitted in the half cheek.
9. "To be driven in the half cheek" means that the reins should go around the post or through the top slot of the bit if it is at least halfway inside the ring.
10. Ponies must be shown in an attached sidecheck with round blinkers, using a liverpool bit, unless otherwise specified in the class specifications. A separate sidecheck bit is not necessary.
11. Traditional apparel typically include an apron, gloves, and whip. Participants are encouraged to wear appropriate attire.



## **Hackney Pony Class Specifications**

### **Single Hackney Pony - Amateur to Drive**

Available to qualified entries with amateur classifications as follows:

In Amateur, Amateur Owners, Amateur Lady and Amateur Gentleman classes, ponies are required to display all-around action, exclusively at a Park Trot, without exceeding this speed. They must be driven in the half cheek with side checks, exhibiting perfect mouths, standing quietly, and backing easily. Ponies must be checked, although adjustments to the checks are permitted during the lineup. Those remaining in the center of the ring during a workout may be unchecked. This is not a Tack & Apparel class, and judging criteria include manners, performance, presence, quality, and conformation.

### **Single Hackney Pony - Amateur to Drive Championship**

To be eligible, ponies must be entered and shown by an amateur in a qualifying class designated by competition management in the prize list. Ponies are to be shown exclusively at a park trot, where they must stand quietly and back easily. Judging criteria include manners, performance, presence, quality, and conformation.

### **Single Hackney Pony - Juvenile**

Must be shown by a Juvenile exhibitor. In these classes, horses may consist of mares and geldings only. Manners hold utmost importance, with ponies expected to demonstrate willingness to perform, suitability, and balanced action. They must exhibit all-around action at a Park Trot without exceeding this speed. Additionally, ponies must stand quietly and back easily. Judging criteria encompass manners, presence, quality, performance, and conformation.

Ponies are to be driven in the half cheek with side checks and should appear to have perfect mouths. While ponies must be checked, adjustments to the checks are permissible during the lineup. During a workout, those remaining in the center of the ring may be unchecked.

### **Single Hackney Pony - Juvenile Championship**

To be eligible, ponies must be entered, shown, and judged in qualifying classes designated by competition management in the prize list. If no juvenile championship is available, then the entry becomes eligible to show in the Amateur championship. Alternatively, if an amateur championship is not offered, juveniles may compete in an open championship. Ponies are to be shown at a park trot. They must stand quietly in the lineup and back easily. Judging criteria include manners, presence, quality, performance, and conformation.

### **Single Hackney Pony - Ladies**

Shown at a park trot. The pony must stand quietly and back readily. To be judged on manners, quality, presence, performance, and conformation.

### **Single Hackney Pony - Ladies Championship**

To be eligible ponies must be entered, shown and judged in qualifying class restricted in a similar manner as the championship. Shown at a park trot. The pony should stand quietly and back readily. To be judged on manners, quality, presence, performance, and conformation.

### **Single Hackney Pony - 4YO & Under**

Available to entries qualified to exhibit in: SINGLE HACKNEY PONY FOUR YEARS OLD OR UNDER. Open to mares, geldings or stallions. Shown at the park trot and show your pony. To be judged on performance, presence, quality, conformation, and manners.

### **Single Hackney Pony - 4YO & Under Championship**

To be eligible, ponies must be entered, shown and judged in any other single performance class in this section To be judged on performance, presence, quality, conformation and manners.

### **Single Hackney Pony**

Available to entries qualified to exhibit in: OPEN, MARES, STALLIONS, GELDINGS, MAIDEN, NOVICE, LIMIT, GENTLEMAN AND OWNERS. Shown at a park trot and show your pony. To be judged on performance, presence, quality, conformation and manners.

### **Single Hackney Pony - Championship**

To be eligible ponies must be entered, shown and judged in any other single performance class in this section. Shown at a park trot and show your pony. To be judged on performance, presence, quality, conformation and manners.

## **SC2.6 “Long Tail” Harness Pony - Division Specifics**

1. Harness ponies should be shown with a long mane and tail.
2. Excessive speed can result in penalties.
3. The prescribed gaits for Harness Ponies include the "Park Trot," which should be performed in a highly collected manner, and the "Show Your Pony" gait, which showcases the pony's best attributes.
4. Amateur, Ladies, and Juvenile ponies are exclusively exhibited at the Park Trot.
5. Ponies may remain unchecked in the line up, except in Ladies, Juvenile, and Amateur classes, where they must remain checked, with the option to adjust the check.
6. In Ladies, Juvenile, and Amateur classes, an attendant may stand the entry on its feet, then move back at least two paces from the head.
7. A four-wheeled viceroy is the proper show cart for this division.
8. Entries must be severely penalized if not properly bitted in the half cheek.
9. "To be driven in the half cheek" means that the reins should go around the post or through the top slot of the bit if it is at least halfway inside the ring.
10. Ponies must be shown in an attached sidecheck with round blinkers, using a liverpool bit, unless otherwise specified in the class specifications. A separate sidecheck bit is not necessary.
11. Traditional apparel typically include an apron, gloves, and whip. Participants are encouraged to wear appropriate attire.

## **Harness Pony Class Specifications**

### **Harness Pony Amateur**

In this class, ponies are expected to demonstrate all-around action at a Park Trot, without exceeding this speed. They must be driven in the half cheek with side checks, appearing to have perfect mouths. Ponies should stand quietly and back easily. While ponies must be checked, adjustments to the checks are permitted during the lineup. During a workout, those remaining in the center of the ring may be unchecked. This is not a Tack & Apparel class. They will be judged on manners, performance, presence, quality, and conformation.

### **Harness Pony Amateur Championship**

To be eligible ponies must be entered, shown by an amateur and judged in a qualifying class designated by competition management in the prize list. Shown at a park trot. Ponies must stand quietly and must back easily. To be judged on manners, performance, presence, quality, and conformation.

### **Harness Pony - Juvenile**

Juvenile exhibitor drivers may only exhibit mares or geldings. In these classes, manners are of utmost importance. Ponies should demonstrate a willingness to perform and balanced action. They are to be driven in the half cheek with side checks, appearing to have perfect mouths. While ponies must be checked, adjustments to the checks are allowed during the lineup. During a workout, those remaining in the center of the ring may be unchecked. Ponies must exhibit all-around action at a park trot without exceeding this speed. Additionally, they must stand quietly and back easily. Judging criteria include manners, presence, quality, performance, and conformation.

### **Harness Pony - Juvenile Championship**

Ponies must be entered, shown, and judged in qualifying classes designated by competition management in the prize list to be eligible. If no juvenile championship is available, then the entry becomes eligible to show in the amateur championship. Alternatively, if an amateur championship is not offered, juveniles may compete in an open championship. Ponies are shown at a park trot. They must stand quietly in the lineup and back easily. Judging criteria include manners, presence, quality, performance, and conformation.

### **Harness Pony - Ladies**

Shown exclusively at a Park Trot, these ponies must stand quietly and back readily. Classes are judged on manners, quality, presence, performance, and conformation.

### **Harness Pony - Ladies Championship**

To be eligible ponies must be entered, shown and judged in qualifying class restricted in a similar manner as the championship. Shown at a park trot. The pony should stand quietly and back readily. To be judged on manners, quality, presence, performance, and conformation.

### **Harness Pony 4YO & Under**


Available to Mares, Geldings or Stallions. Shown at the park trot and show your pony. To be judged on performance, presence, quality, conformation, and manners.

### **Harness Pony 4YO & Under Championship**

Available to Mares, Geldings or Stallions. To be eligible, ponies must be entered, shown and judged in any other single performance class in this section. Shown at the park trot and show your pony. To be judged on performance, presence, quality, conformation and manners.

### **Harness Pony Open**

This class is open to entries qualified to show in Limit, Maiden, Novice, Owners, Gentleman, Open, Mares, Stallions and Geldings.. Ponies are to be shown at a park trot and "show your pony" gait. Judging criteria include performance, presence, quality, conformation, and manners.

	EquineSportsCouncil.org 1-855-Equine1	<b>Page: 103 of 174</b> <b>Year: 2024</b> <b>Version: 5.3</b>
---	--	---

**Harness Pony Open Championship**

To be eligible, ponies must be entered, shown, and judged in any other single performance class in this section. They are to be shown at a park trot and "show your pony" gait. Judging criteria include performance, presence, quality, conformation, and manners.

## **SC2.7 Hackney Park Pleasure Driving - Division Specifics**

1. This section is open to Hackney Ponies that are registered and have a height of 14.2 hands or under. Only Mares and Geldings are allowed in this section.
2. Professionals, amateurs, and juveniles are all eligible to participate.
3. The ponies' tails can either be long or appear short.
4. During the lineup, one attendant without a whip is permitted to head each pony. The attendant can stand the entry on its feet but must then stand at least two paces back from the pony and should only touch it for safety purposes.
5. The ponies must stand calmly, back readily, and return to the lineup when required. They should remain checked in the lineup unless an additional workout is called, in which case unchecked ponies may be adjusted.
6. The use of artificial appliances or devices such as leather straps and rubber bands is not allowed on the grounds before or during the competition. Any pony found with prohibited equipment will be disqualified from further competition and will lose all entry fees and winnings. However, protective equipment like non-weighted bell boots and shin boots are permitted in the warm-up areas prior to entering the competition ring.
7. For all Park Pleasure driving classes, it is necessary for the judge(s) to walk along the lineup. If there is a judging panel present, all judges must adhere to this rule.
8. Excessive speed or laboring motion by the ponies may result in penalties. The focus of judging should be on their ability to provide a pleasurable drive while maintaining a show attitude.
9. Park Pleasure driving ponies are not eligible to compete in any other section of the Hackney Division at the same competition.
10. In terms of tack & apparel, all classes in Park Pleasure can either be Single or Harness. Appropriate harness (black or russet) with a low crupper, sidecheck or overcheck, square or round blinkers, and snaffle bit are required. A martingale is optional, but a checkbit is mandatory.
11. Braids on the ponies are allowed.
12. Entries must be shown with only the driver and an appropriate vehicle, which can be either a two-wheeled basket-type jog cart or a road bike with a basket. Switches or artificial tails may be added if desired. Appropriate apparel is encouraged for participants.

### **Park Pleasure Driving Class Specifications**

#### **Hackney Pony - Park Pleasure Driving**

Available to entries qualified to exhibit in the following: Amateur, Gentleman, Juvenile, Ladies, Limit, Novice, Owners, Open, Mares and Geldings. Shown at a flat walk, pleasure trot and road trot. Pleasure and road trot must show differences in speed. To be judged on, manners, presence, performance,

suitability, quality, and conformation. Ponies must stand quietly and are required to back.

#### **Park Pleasure Driving Championship**

Ponies must be entered, shown and judged in qualifying class restricted in a similar manner as the championship. Shown at a flat walk, pleasure trot and road trot (showing a distinct difference in gait). To be judged on manners, presence, performance, suitability, quality and conformation. Ponies must stand quietly and are required to back.

#### **Park Pleasure Driving 4YO & Under**

Available to entries 4-years of age and under. Shown at a flat walk, pleasure trot and road trot (showing a distinct difference in gait). To be judged on manners, presence, performance, suitability, quality, and conformation. Ponies must stand quietly and are required to back.

## **SC2.8 Hackney Pony - Show Pleasure Driving Division Specifics**

1. This section is open to Hackney Ponies that are registered and have a height of 14.2 hands or under. Only Mares and Geldings are allowed in this section.
2. Amateurs and juveniles are eligible to participate.
3. The ponies' tails can either be long or appear short.
4. During the lineup, one attendant without a whip is permitted to control each pony. The attendant can stand the entry on its feet but must then stand at least two paces back from the pony and should only touch it for safety purposes.
5. The ponies must stand calmly, back readily, and return to the lineup when required. They should remain checked in the lineup unless an additional workout is called, in which case unchecked ponies may be adjusted.
6. The use of artificial appliances or devices such as leather straps and rubber bands is not allowed on the grounds before or during the competition. Any pony found with prohibited equipment will be disqualified from further competition and will lose all entry fees and winnings. However, protective equipment like non-weighted bell boots and shin boots are permitted in the warm-up areas prior to entering the competition ring.
7. In all Show Pleasure driving classes, it is required for the judge(s) to walk through the lineup of ponies.
8. Excessive speed and laboring motion will result in penalties. The judge's focus should be on evaluating each pony's ability to provide a pleasurable drive while maintaining a showy attitude.
9. Show Pleasure Driving ponies are not permitted to compete in any other section of the Hackney Division at the same competition.
10. Classes in this division can either single harness or a harness with appropriate black or russet coloration. The harness should include a low crupper, sidecheck or overcheck, square or round blinkers, and a snaffle bit. A martingale is optional, but a checkbit is mandatory.
11. Braids are allowed in the ponies' manes.
12. Entries must be shown with only the driver to an appropriate vehicle, which can be either a two-wheeled basket-type jog cart or a road bike with a basket.
13. Switches or artificial tails may be discreetly added.
14. Participants are encouraged to wear appropriate apparel.

### **Class Specifications - Hackney Show Pleasure Driving**


#### **Hackney Pony - Show Pleasure Driving Amateur/Juvenile**

Shown at a flat walk, pleasure trot and road trot (showing a distinct difference in gait). To be judged on suitability, manners, performance, quality, and conformation. Ponies must stand quietly and are required to back. Championships, ponies must be entered, shown and judged in a qualifying class with the same specifications.

#### **Hackney Pony - Show Pleasure Driving 4YO & Under**

Shown at a flat walk, pleasure trot and road trot (showing a distinct difference in gait). Ponies must stand quietly and are required to back. To be judged on suitability, manners, performance, quality and



	EquineSportsCouncil.org 1-855-Equine1	<b>Page: 107 of 174</b> <b>Year: 2024</b> <b>Version: 5.3</b>
---	--	---

conformation. Championships, ponies must be entered, shown and judged in a qualifying class with the same specifications.

## **SC2.8 Hackney Pony - Country Pleasure Driving Division Specifics**

1. This competition is open to registered Hackney Ponies that are 14.2 hands and under. Only mares and geldings are allowed to participate. The tails of the ponies can either be long or have the appearance of being short.
2. Both amateurs and juveniles may participate.
3. During the lineup, each pony is allowed to have one attendant without a whip. The attendant can stand the pony on its feet and must then stand at least two paces back from the pony. The attendant is not permitted to touch the pony, except for safety purposes. It is important that the ponies stand quietly, back readily, and return to the lineup. Once checked in the lineup, ponies may not be adjusted unless an additional workout is called. If a workout is called, ponies not involved in the workout may be unchecked.
4. The use of artificial appliances or devices, such as leather straps and rubber bands, is prohibited on the grounds before or during a competition. Any pony found with prohibited equipment will be disqualified from further competition and will forfeit all entry fees and winnings. However, protective equipment like non-weighted bell boots and shin boots are allowed on the grounds and in warm-up areas before entering the competition ring.
5. In all Country Pleasure driving classes, it is required for the judge(s) to walk through the lineup.
6. The Country Pleasure driving pony may not be as flashy as a Hackney or Harness Show Pleasure driving pony but should still exhibit typical breed characteristics.
7. The ponies must be plain shod, meaning they can have shoes with toe or side clips but not bands, bars, pads, wedges, lead, springs or any attachment that extends below the bottom of the shoe. The sole and entire frog of the foot must be visible. Any pony with prohibited shoeing will be disqualified from further competition at that event.
8. Transitions between gaits should be smooth and effortless while maintaining obedience and promptness. A true, flat walk with ground-covering action is emphasized. Entries will be penalized for pulling, head tossing, laboring action, and going sideways.
9. Ponies that compete in this section are not eligible to compete in any other section of the Hackney Division at the same competition.
10. Regarding tack and apparel, all class specifications can either be Single or Harness. An appropriate harness (black or russet) with a low crupper, sidecheck or overcheck, square or round blinkers, and snaffle bit is required. A martingale is optional but a checkbit is mandatory.
11. Entries must be shown with only the driver to an appropriate vehicle, which can be a two-wheeled basket-type jog cart or a road bike with a basket.
12. Braids are not allowed but switches or artificial tails may be added.
13. Participants are encouraged to wear appropriate apparel.

## **Hackney Pony Country Pleasure Driving - Class Specifications**

### **Country Pleasure Driving Amateur/Juvenile**

Shown at a flat walk, pleasure trot, and road trot (showing a distinct difference in gait). Entries must halt on the rail, both directions of the ring. It is imperative that ponies stand quietly and back readily in the lineup. To be judged on manners, presence, performance, suitability, quality, and conformation. Championships, Ponies must be entered, shown and judged in a qualifying class with the same specifications.

### **Country Pleasure Driving 4YO & Under**

Shown at a flat walk, pleasure trot, and road trot (showing a distinct difference in gait). Entries must halt on the rail, both directions of the ring. It is imperative that ponies stand quietly and back readily in the lineup. To be judged on manners, presence, performance, suitability, quality, and conformation. Championships, Ponies must be entered, shown and judged in a qualifying class with the same specifications.

## **SC2.9 Hackney Pony - Under Saddle Division Specifics**

1. Ponies must be registered mares or geldings and have a height of 14.2 hands or under.
2. This division is open to Juveniles.
3. Tails can be long or appear short.
4. The use of protective headgear is mandatory.
5. During the lineup, one attendant without a whip is allowed to head each pony. The attendant may position the entry on its feet and then must stand at least two paces away from the pony and are only permitted to touch the pony for safety purposes. It is crucial for ponies to stand calmly, back up easily, and return to the lineup.
6. The use of artificial appliances or devices such as leather straps and rubber bands is prohibited during warmup and competition. Any pony found with prohibited equipment will be disqualified from further competition, forfeiting all entry fees and winnings.
7. Protective equipment like non-weighted bell boots, shin boots, etc., are allowed in the warm-up areas before entering the competition ring.
8. Each entry in the lineup must be individually assessed by the judge(s).
9. Excessive speed and laboring motion will result in penalties. The focus of the judge should be on delivering a pleasant ride while maintaining a show attitude.
10. Shown in an English saddle.
11. Bridle options include: a snaffle bit, using single or double reins (martingale optional), a full bridle (curb bit and snaffle) or Pelham (without martingale).
12. Braids or artificial devices are not permitted.
13. Rider attire should consist of dark jodhpurs, shirt, tie, fitted or sweater vests, riding boots, gloves, and hair neatly secured so that the number can be easily read. Riding suits and hats (excluding protective headgear) are not allowed.

### **Hackney Pony - Under Saddle Juvenile - Class Specifications**

Exhibitors must be juvenile amateurs. Shown at a flat walk, pleasure trot, and road trot (showing a distinct difference in gait). Entries must stand quietly and back promptly. To be judged on suitability, manners, presence, performance, quality, and conformation. Championship entries must be entered, shown and judged in a qualifying class.

## **SC2.10 Hackney Pony - AHHS Youth Medallion Division Specifics**

*For more information visit [www.hackneysociety.com](http://www.hackneysociety.com)*

1. Safety is of utmost importance in all classes, with the primary consideration being the suitability of the exhibitor to the pony/horse and their ability to showcase the Hackney to its full potential.
2. In every class, one attendant is permitted and may assist an entry by standing it on its feet, while maintaining a distance of at least two paces from the head. The exception to this is Showmanship In-Hand, where no attendant is allowed.
3. Horses are permitted in the AHHS Youth Medallion Pleasure Driving, Pleasure Driving-Reinsmanship, Pleasure Under Saddle, and Showmanship In-Hand classes.
4. Juveniles are eligible to participate in these classes. Wearing protective headgear is mandatory.
5. To qualify for the National Finals, both the pony/horse and driver/rider must have competed and placed (received a ribbon) in an official AHHS Youth Medallion class.
6. AHHS membership is required for riders/drivers to compete in the National Finals.
7. The qualifying period for each year ends seven days before the start of the American Saddlebred/Hackney section of the competition hosting the National Finals. At that time, the qualifying period for the following year will commence.
8. For permission to offer qualifying AHHS Youth Medallion classes or for more information, please contact the American Hackney Horse Society.

### **Class Specifications - AHHS Youth Medallion**

#### **Hackney Pony - Roadster & Under Saddle**

To be judged on suitability, manners, presence, performance, speed, quality, and conformation.

#### **Show & Country Pleasure Driving**

To be judged on suitability, manners, presence, performance, quality and conformation.

#### **Pleasure Under Saddle**

Shown under English saddle, with an open bridle featuring a snaffle bit with single or double reins. A martingale is optional. Alternatively, a full bridle (curb bit and snaffle) or a Pelham (without martingale) are acceptable. Braids or artificial devices are not allowed.

Rider attire should consist of dark jodhpurs, a shirt, tie, fitted or sweater vests (optional), riding boots, gloves, and hair neatly held back so the number is easily read. Riding suits and hats (other than protective headgear) are prohibited.

Entries are shown at a flat walk, pleasure trot, and a road trot. Ponies must stand quietly and are required to back in the lineup. Judging criteria include suitability, manners, presence, performance, quality, and conformation.

### **Pleasure Driving Reinsmanship**

Entries in this class are shown to an appropriate two-wheel vehicle, both ways of the ring, at a walk, slow trot, working trot, and strong trot. A workout will be required and performed at any of the above gaits requested by the judge. The entry will be asked to perform a figure of eight and/or any other appropriate test. The ability and skill of the driver will be considered.

Judging will be based on the following criteria:

- 70% on suitability, manners, presence, performance, quality, and conformation (with 50% from rail work and 50% from the workout)
- 20% on the condition and fit of the harness and vehicle
- 10% on the neatness of attire.

Tests that may be used include but are not limited to: [here, specific tests or maneuvers that may be included in the class can be:

- Figure of eight.
- Serpentine with cone markers.
- Drive between two parallel cavaletti
- Right or left turn through cone makers.
- Execute a back between two (2) cones or cavaletti.

### **Showmanship In-Hand**

To be judged on suitability, manners, presence, performance, quality, and conformation.

## **SC2.11 Hackney Pony - Roadster Division Specifics**

For entries in Roadster Pony classes, the following requirements apply:

1. Ponies must be registered with either the American or Canadian Hackney Societies.
2. If there is only one section available for Roadster Ponies to Bike, it should be designated for ponies that are 52 inches in height or less. However, if there are enough entries, two sections may be offered: one for Roadster Ponies to Bike measuring 50 inches and under, and another for those measuring over 50 inches up to 52 inches. If two sections are provided, the competition organizers may also offer a championship or stake event for each section.
3. For Roadster Ponies Under Saddle and Roadster Ponies to Wagon classes, participation is limited to ponies that are 54 inches or under in height. In order to compete in the Roadster performance class, ponies must have their measurements verified.
4. Roadster Ponies should appear to have a long mane and tail.
5. Drivers/riders must wear Roadster Silks, a cap or protective headgear. The exhibitor's number should be worn on the back of the driver. Juvenile Roadster Pony classes require the use of protective headgear.
6. In driving classes, ponies must be driven with a roadster cart (bike). The following equipment should be used: a low crupper, an overcheck rein, square blinkers, and either a straight or broken snaffle bit. Martingales are mandatory and protective boots are allowed.
7. In under saddle classes, ponies must be ridden with an English saddle while using a full martingale and an open bridle with a snaffle bit. The reins can be either single or double. Protective boots should also be worn by the pony in these classes.

### **Show Protocol - Hackney Roadster Pony**

1. In the ring, ponies should enter in a clockwise direction at a jog-trot and then demonstrate the road gait. They should then turn counterclockwise at a jog-trot, show the road gait again, and finally trot at speed. Throughout all speeds, it is important for ponies to maintain proper form.
2. The Hackney Roadster Pony should exhibit animation, brilliance, and competition ring presence while working at a jog-trot or road gait. When asked to increase speed, the pony must show both speed and proper form. Penalties will be given for improper cadence of the trot, hesitation in hock action, or if mixed-gaited ponies racking or breaking into a run during turns.
3. Ponies should always stay on the rail unless passing and when turning corners they should go to the far end without leaning. They should have light mouths, be responsive to commands at any time, and display willingness to stand when being judged in the center of the ring.
4. Performance at all three gaits is highly important and if there is a workout required, chosen entries must be worked both ways as in the original routine.
5. In Open classes where ponies are lined up, no attendant is allowed and the driver must not leave their vehicle. However, they may uncheck their pony when left in the center of the ring during a workout.
6. In Juvenile or Amateur Roadster Pony classes, when ponies are lined up, one attendant is permitted to enter the ring and head their entry.. Attendants can hold the pony, but must

release the pony when judges approach for inspection. The pony must remain checked and any adjustment of overcheck - such as moving to a string or lengthening - is prohibited and will lead to elimination.

7. During a workout in Juvenile or Amateur Roadster Pony classes, an attendant can be present in the ring for entries not participating in the workout. The attendant may uncheck and hold the entry during the workout, but after the workout is over, the pony must be checked again.
8. Each exhibitor is only allowed to request a time-out once per class.
9. If there are 16 or more entries in a class, it is required to divide the class into separate sections by selecting every other number on the list of entries. Each section will have separate prize money and ribbons.
10. Classes may be divided by sex, with stallions not permitted in Juvenile classes.
11. It is recommended that Amateur, Juvenile, or Ladies classes also be divided based on age of driver or sex of pony if there are a large number of anticipated entries.
12. For Juveniles, it is recommended to divide classes based on age of driver and offer a Juvenile Championship competition. If no Juvenile Championship is offered, ponies shown in Juvenile classes are eligible for the Amateur Championship. If an Amateur Championship is not offered, ponies shown in Juvenile classes are eligible for the Open Championship.
13. Juveniles are allowed to participate in Open Hackney Roadster Pony to Wagon classes and Amateur or Open Roadster Pony to Bike classes if there are no Juvenile Amateur classes available. In these classes, Juveniles must wear protective headgear.

## **Class Specifications - Hackney Roadster Pony**

### **Roadster Pony - Amateur to Bike**

Available to qualified juvenile or amateur exhibitors. Shown first at the jog-trot and road gait then reversed and shown at a jog-trot, road gait and then speed. To be judged on manners, performance, speed, presence, quality, and conformation. Championships, Ponies must be entered, shown by a Juvenile, Amateur or Lady and judged in a qualifying class designated by competition management in the prize list.

### **Roadster Pony - Juvenile/Ladies to Bike**

Available to qualified juvenile amateur or Lady. Shown first at the jog-trot and road gait then reversed and shown at a jog-trot, road gait and then speed. To be judged on manners, presence, quality, performance, speed, and conformation. Championships, ponies must be entered, shown by a Juvenile, Amateur or Lady and judged in a qualifying class designated by competition management in the prize list.

### **Juvenile Roadster Under Saddle**

Available to qualified juvenile amateur exhibitors, mounted on a pony 54 inches or less. Shown first at the jog-trot and road gait then reversed and shown at a jog-trot, road gait and then speed. To be judged



on manners, performance, speed, presence, quality, and conformation. Saddle classes qualify for saddle championships only.

### **Roadster 4YO & Under to Bike**

Available to qualified entries within categories: OPEN, LIMIT, NOVICE, JUNIOR. Shown first at the jog-trot and road gait then reversed and shown at a jog-trot, road gait and then speed. To be judged on performance, speed, presence, quality, conformation and manners. Championships, Ponies must be entered, shown and judged in another class in harness in this section.

### **Roadster Pony to Wagon**

Available to qualified ponies that measure 54 inches and under. Shown first at the jog-trot and road gait then reversed and shown at a jog-trot, road gait and then speed. To be judged on performance, speed, presence, quality, manners, and conformation. Exhibitors shall wear a business suit with a hat of choice. Breeching is required in all wagon classes. If no championship is offered for this class it shall be considered as a qualifying class for the Hackney Roadster to Bike Championship as long as the pony qualifies under the Hackney Roadster to Bike height restrictions

### **Roadster Pony Combination**

1. Ponies must be shown by the same exhibitor, both driving and riding.
2. Ponies are first shown in both directions of the ring as a Roadster pony to bike.
3. Competitors will then be called to the lineup, ponies unhooked and saddled, and returned to the rail.
4. Ponies are shown under saddle at the required gaits after being unhooked and saddled.
5. Two attendants per pony are allowed to assist with the changing of Tack & Apparel. If the bridle is changed, the harness bridle must not be removed prior to the pony being completely unhooked from the bike.
6. In both segments of the class, ponies are shown first at a jog-trot and road gait, then reversed and shown at a jog-trot, road gait, and then at speed.
7. Roadster Pony to Bike is judged on suitability, manners, performance, speed, and quality.
8. Roadster Pony Under Saddle is judged on manners, performance, speed, presence, quality, and suitability of the rider to the pony.

## **SC2.12 Hackney Pony - Youth Showmanship In-Hand Division Specifics**

1. Entries are required to enter the ring at the specified gait and follow the direction indicated by the ringmaster until instructed to line up for inspection. A minimum distance of ten feet should be maintained between entries while circling the ring and during the line-up.
2. The pony or horse must stand squarely, with weight evenly distributed on all four feet, hooves facing forward, and front legs perpendicular to the ground. Handlers can adjust the position of the pony's or horse's feet by gently pulling or pushing on the lead rein, and they may place a hand on the shoulder to exert pressure if necessary. Using a foot or whip to move the pony's or horse's feet will result in penalties.
3. To present a clear view to the judge, handlers should position themselves in front of the pony or horse, being careful not to obstruct the judge's sight. They should remain focused on both the pony or horse and the judge, avoiding distractions from outside of the ring.
4. The lead shank or rein should be held in the right hand, approximately 12 to 24 inches from the halter or bit, with the other end neatly held in the left hand. Handlers are allowed to switch hands if it helps with positioning or showing off the pony or horse.
5. Handlers should have a well-balanced body posture that allows for free movement and proper presentation of the entry. Smooth movement and maintaining a flexible position are critical.
6. When the judge is inspecting another entry or down the line, the handler should stand at the pony's/horse's head on the opposite side of the judge whenever possible. They should promptly and sharply follow instructions and are allowed to adjust or mildly correct the pony/horse as needed.

### **Tack & Apparel**

1. Weanling: Weanlings must be presented in a leather halter of show quality with a matching lead. The use of any bits on weanlings is prohibited.
2. Yearling: Yearlings may be presented in either a leather halter of show quality or a snaffle bridle with a matching lead. The use of curb bits on yearlings is prohibited.
3. Two-Year-Olds & Older: Two-year-olds and older ponies/horses may be presented in a double show bridle or a curb bit. If a double bridle is used, the snaffle rein may be removed, and if not removed, it should be placed over the pony's/horse's withers. The presentation should be made with the curb rein only.
4. Whips: Only a riding whip is permitted for use, but no appendages such as plastic or ribbons may be attached. No other attention getting devices or appliances are allowed.
5. Attire: Correct attire includes neat dark slacks (optional jodhpurs), a light-colored shirt, tie, and gloves. Vests are optional. Protective headgear is permitted. Clothes and the exhibitor's person should be neat and clean.

## **Workouts - Hackney Pony - Youth Showmanship In-Hand**

The standard procedure for the mandatory individual workout in showmanship classes is as follows:

1. The handler should position themselves to the left of the pony/horse and begin by leading them on a loose rein. If necessary, a gentle use of the whip is allowed. The pony/horse should move forward briskly and in a straight line. When moving away from the judge, they should maintain alignment with the judge for proper observation. At each end of the line, the pony/horse must come to a complete stop before making a right turn away from the handler.
2. While the judge is observing other ponies/horses, it is expected that the pony/horse stands reasonably well-posed. The handler should maintain an alert demeanor and demonstrate good showmanship until the entire class has been evaluated and the judge has submitted their evaluation card.
3. Handlers are advised to act naturally and avoid excessive showing off, fussing or maneuvering. They should promptly respond to any requests from the judge or other officials, while always displaying courtesy and good sportsmanship.
4. There are several actions that may result in penalties including incorrect or unclean attire, poorly groomed or trimmed ponies/horses, incorrect or dirty equipment (such as keepers out or twisted cheek pieces), excessive use of whips or reins, interfering with other exhibitors, overcoaching from outside of the ring, assuming exaggerated, stiff or rigid positions, and failure to follow instructions.

## **SC2.13 Hackney Pony - Breeding Class Division Specifics**

Open to stallions, mares and geldings of various ages, registered with the American or Canadian Hackney Horse Societies. Show Committees are urged to offer separate classes for stallions, mares and geldings, two years of age and over.

Here are the guidelines for showing horses in-hand:

1. **Showing Procedure:** Ponies are shown in-hand at a walk and trot. Conformation, type, quality, and finish count for 50% of the score for weanlings, yearlings, two-year-olds, and older ponies. Performance, manners, disposition, and way of going count for the remaining 50%.
2. **Stallion Tack & Apparel:** Two-year-old stallions and geldings may be shown in stallion Tack & Apparel. Stallions and geldings over two years old must be shown in stallion Tack & Apparel.
3. **Championship Awards:** The Championship and Reserve Championship will be awarded to horses that have placed first or second in their qualifying classes.
4. **Hair and Tail Brace:** Inconspicuous hair and/or tail braces are permitted. A spoon crupper is optional.
5. **Number of Handlers:** Only two people per pony are permitted in the ring. Handlers and attendants must be neatly and appropriately dressed in clean and well-fitted clothes. Each may carry or use a whip not exceeding 6', including the lash, which must be a standard whip of suitable style. Exception: A small empty paper bag, a small empty plastic bag, or ribbons may be attached to the whip, and the small empty bag may be used separately.

## **SC2.14 Hackney Pony - Additional Classes**

### **Hackney Pony - Gig Class**

The 'Park Gate' gig or 'Stanhope' gig are the two most commonly used in this division. Entries should be shown with a short unbraided mane and with a standing martingale. Shown at an animated walk, park trot and smart trot. To be judged on performance, presence, conformation and manners.

### **Hackney Pony - Harness or Carriage**

1. **Eligibility:** Hackneys must be registered and shall not cross-enter into any Hackney, Harness, or Roadster Pony performance class at the same competition.
2. **Tail Appearance:** Tails may be long or have the appearance of being short.
3. **Harness and Carriage:** Harness must be appropriate for the carriage used.
4. **Showing Procedure:** Ponies are shown to an appropriate two or four-wheeled carriage at a walk, collected trot, and extended trot. Excessive speed is to be penalized. Ponies shall stand quietly in the line up and quietly and back promptly.
5. **Figure Eight:** At least one figure eight may be performed at the discretion of the judge.
6. **Braids:** Button braids are permitted.
7. **Attire and Equipment:** Hat, apron, gloves, and whip are required.
8. **Judging Criteria:** Ponies are judged 75% on performance, quality, manners, and conformation; 25% on turnout.

### **Hackney Pony - Pair or Harness Open**

Shown to a suitable four wheeled vehicle with side checks. Shown at a park trot and show your ponies. To be judged on performance, quality, similarity, manners, and conformation.

**E**  **UINE**  
Sports Council

**SC3 - MORGAN**

## **SC3.0 Sports Concepts - Morgan Horse**

### **SC3.1 Morgan Horse General**

The American Morgan Horse Association is the US breed registry, with reciprocity registries in Canada, Great Britain and Sweden. Morgan horses must be registered to show in a Morgan class.

The American Morgan Horse is one of the oldest and most versatile horse breeds developed in the United States. It traces its roots back to a single foundation sire named Figure, who was born in 1789. Figure, a sturdy bay colt of unknown parentage, was owned by Justin Morgan, a teacher and horseman from Vermont. The breed takes its name from this influential stallion.

### **SC3.2 Physical Characteristics**

1. **Size:** Morgan horses typically stand between 14.1 and 15.2 hands high, with some individuals reaching 16 hands or taller. They are considered a compact, well-proportioned breed.
2. **Build:** Morgans possess a refined yet muscular build, characterized by a well-arched neck, sloping shoulders, strong hindquarters, and a deep chest. They have a distinctive head with a broad forehead, expressive eyes, and small, alert ears.
3. **Coat:** Morgans come in a variety of colors, including bay, chestnut, black, and occasionally gray or roan. They may also exhibit pinto patterns. The breed's coat is typically sleek and glossy, often with a dense mane and tail.
4. **Movement:** Morgans are known for their natural elegance and smooth gaits. They move with energy, grace, and an impressive level of animation, making them well-suited for various disciplines.

### **SC3.3 Morgan Horse Show Protocol**

1. Morgan's shown in full mane and tails, braiding only allowed in the hunter division.
2. Morgan's may not be shown with artificial hair in mane or tails.
3. Morgan's are not to be in tail sets on the show grounds, bussels are permitted.
4. Markings may not be covered
5. Maximum hoof length is 5.75 inches for Park Division (including pads/shoes)
6. Maximum hoof length is 5 inches for all Pleasure Divisions (including pads/shoes)
7. Maximum hoof length is 4.5 inches for Classic Pleasure, full pads permitted
8. Tongue ties not allowed in Western, Carriage, Dressage
9. Stallions may not be shown by Juveniles or in Ladies Classes

## CS3.0 - Class Specifications Morgan Horse

### CS3.1 - Classic Pleasure Driving

1. **Eligibility:** Horses entered in the class must be registered Morgans, open to amateur and Juvenile Exhibitor drivers. Headers must be 16 years of age. Cross entering between Classic Pleasure and English Pleasure is permitted as long as shoeing requirements are met. Full pads are allowed. Shoeing and toe length including pads is 4 ½ inches.
2. **Attire:** The driver's attire is usually formal, traditional, and appropriate for driving classes. This often includes a suit or jacket, tie, gloves, and a driving hat or helmet. The attire should be neat and in good condition.
3. **Harness and Vehicle:** The horse should be hitched to a suitable two wheeled carriage or cart, with properly fitted harness that is safe and appropriate for pleasure driving. The vehicle should be clean and well-maintained. Driving snaffle, half cheek with over or side check configuration standard. One or two bits permitted. A running martingale must be used.
4. **Conformation and Movement:** Judges typically evaluate both the conformation and movement of the horse. Morgans are expected to exhibit the breed's characteristic traits, including a well-arched neck, strong hindquarters, and fluid movement with good extension.
5. **Manners and Performance:** The horse should demonstrate excellent manners, responsiveness to the driver's cues, and an overall pleasurable performance. This includes steady, consistent gaits, appropriate transitions, and willingness to work.
6. **Judging Criteria:** Judges will assess various aspects including performance, manners, suitability as a pleasure driving horse, and the overall impression of the turnout. Shown: Walk, pleasure trot, and road trot. MUST ask to back. Judged: 60% manners, performance with proper cadence and balance and gait; 40% type and conformation. Championships judged 50% performance and 50% conformation.



## CS3.2 Classic Pleasure Saddle

1. **Eligibility:** Horses entered in the class must be registered Morgans or meet the requirements set by the organizing body. Open to amateur or Juvenile Exhibitor riders. Full pads allowed.. Shoeing and toe length including pads is 4 ½ inches.
2. **Attire:** Riders typically wear traditional, formal attire appropriate for saddle seat classes. This often includes a suit or conservative attire, gloves, and a derby or appropriate headgear. Attire should be neat, clean, and in good condition.
3. **Tack:** The horse should be equipped with a suitable saddle seat saddle and full English bridle with curb bit and bradoon. The saddle should fit the horse properly and be appropriate for saddle seat riding. Ladies may use a side saddle unless specified otherwise in the prize list. The bridle should be clean, well-fitted, and include a suitable bit for the horse's comfort and control.
4. **Conformation and Movement:** Judges evaluate both the conformation and movement of the horse. Morgans are expected to exhibit the breed's characteristic traits, including a well-arched neck, strong hindquarters, and animated, high-stepping movement with good extension.
5. **Manners and Performance:** The horse should demonstrate excellent manners, responsiveness to the rider's cues, and an overall pleasurable performance. This includes steady, consistent gaits, appropriate transitions, and willingness to work.
6. **Judging Criteria:** Judges assess various aspects including performance, manners, suitability as a pleasure saddle horse, and the overall impression of the turnout. Shown: Walk, pleasure trot, road trot, and canter. MUST ask to back. Judged: 60% manners, performance with proper cadence and balance and gait; 40% type and conformation. Championships judged 50% performance and 50% conformation.

### CS3.3 Morgan English Pleasure

1. **Eligibility:** Horses entered in the class must be registered Morgans, open to professionals, amateurs and Juvenile Exhibitors. Shoeing and length of toe including pads cannot exceed 5 inches.
2. **Attire:** Riders usually wear traditional English riding attire, which includes a fitted show coat, vest, jodhpurs, a show shirt with a tie or choker, and a derby or top hat. Gloves are optional. Attire should be neat, clean, and in good condition. After 6pm dress attire is considered formal.
3. **Tack:** The horse should be equipped with a suitable English saddle seat saddle, full bridle with curb and bradoon. The saddle should fit the horse properly and be comfortable for both horse and rider. The bridle should be clean, well-fitted, and include a bit suitable for the horse's comfort and control. Ladies may use a side saddle unless specified otherwise in the prize list. Spurs and whips are optional.
4. **Conformation and Movement:** Judges evaluate both the conformation and movement of the horse. Morgans are expected to exhibit the breed's characteristic traits, including a well-arched neck, strong hindquarters, and animated, balanced movement with good extension. The horse should move freely and willingly in a balanced frame.
5. **Manners and Performance:** The horse should demonstrate excellent manners, responsiveness to the rider's aids, and an overall pleasurable performance. This includes steady, consistent gaits, smooth transitions, and obedience to the rider's commands.
6. **Judging Criteria:** Judges assess various aspects including performance, manners, suitability as an English pleasure horse, and the overall impression of the turnout.
  - **Open and Youth** classes, horses to be judged on manners, performance with proper cadence and balance, quality, presence, and apparent ability to give a good pleasure ride 60%; type and conformation 40%
  - **Junior Horse** classes, horses to be judged on manners, quality, performance with proper cadence and balance, presence, and apparent ability to give a good pleasure ride 60%; type and conformation 40%.
  - **Juvenile Exhibitor** classes, horses to be judged on manners, suitability, performance with proper cadence and balance, quality, presence, and apparent ability to give a good pleasure ride 60%; type and conformation 40%.
  - **Ladies and Ladies Amateur** classes, horses to be judged on manners, suitability, quality, performance with proper cadence and balance, presence, and apparent ability to give a good pleasure ride 60%; type and conformation 40%.

- **Amateur classes**, horses to be judged on manners, performance with proper cadence and balance, suitability, quality, presence, and apparent ability to give a good pleasure ride 60%; type and conformation 40%.
- **Championships to be judged** 50% - 50%; horses to be stripped in Open and Junior Horse Championships.

### **CS3.4 Morgan Hunter Pleasure**

1. **Eligibility:** Horses entered in the class must be registered Morgans. Open to professionals, amateurs and Juvenile Exhibitors. Shoeing and pads must not exceed 5 inches.
2. **Attire:** Riders typically wear traditional hunter attire, which includes a conservative show coat, light-colored breeches, field boots or dress boots, a show shirt with a choker or stock tie, and hunt seat helmet. Attire should be neat, clean, and in good condition. Formal attire (shadbelly) is optional for all female exhibitors after 6 p.m. or in Championship classes held at any time. Formal attire consists of a hunter shadbelly with buff or canary breeches, stock tie, canary vest, top hat and hunt boots. Riders, including Juvenile Exhibitors, in Hunter Pleasure classes are not required to wear headgear.
3. **Tack:** The horse should be equipped with appropriate hunter Tack & Apparel, including a well-fitted hunt seat saddle, bridle with a snaffle bit or suitable hunter bit, pelham, kimberwick or full bridle including curb and snaffle. Curb or pelham bits with cheek pieces cannot exceed 5 and ½ inches. Breast plates are permitted; however martingales are not. The Tack & Apparel should be clean and well-maintained. Horses' mane and tail should be hunter braided. No penalties for unbraided horses.
4. **Conformation and Movement:** Judges assess both the conformation and movement of the horse. Morgans should exhibit the breed's characteristic traits, including a well-arched neck, strong hindquarters, and balanced, ground-covering movement. The horse should move freely and comfortably, with a relaxed and flowing stride.
5. **Manners and Performance:** The horse should demonstrate excellent manners, responsiveness to the rider's aids, and an overall pleasurable performance. This includes steady, rhythmic gaits, smooth transitions, and obedience to the rider's commands.
6. **Judging Criteria:** Judges assess various aspects including conformation, movement, manners, suitability as a hunter pleasure horse, and the overall impression of the turnout.
  - **Open, Gentlemen and Youth** classes, horses to be judged on manners, performance with proper cadence and balance, quality, presence and apparent ability to give a good pleasure ride 60%; type and conformation 40%.
  - **Junior Horse** classes, horses to be judged on manners, quality, performance with proper cadence and balance, presence and apparent ability to give a good pleasure ride 60%; type and conformation 40%.
  - **Juvenile Exhibitor** classes, horses to be judged on manners, suitability, performance with proper cadence and balance, quality, presence and apparent ability to give a good pleasure ride 60%; type and conformation 40%.

- **Ladies classes**, horses to be judged on manners, suitability, quality, performance with proper cadence and balance, presence and apparent ability to give a good pleasure ride 60%; type and conformation 40%.
- **Amateur classes**, horses to be judged on manners, performance with proper cadence and balance, suitability, quality, presence and apparent ability to give a good pleasure ride 60%; type and conformation 40%.
- **Championships to be judged** 50% - 50%; horses to be stripped in Open and Junior Horse Championships.

### CS3.5 Morgan In Hand

1. **Eligibility:** Horses entered in the class must be registered Morgans. In-hand classes can include various categories such as weanling, yearling, two-year-old, three-year-old, mares, stallions, or geldings. Open to professionals, amateurs or Juvenile Exhibitors. Shoeing and toe length requirements are 5 and  $\frac{3}{4}$  inches including pads. Unless specified otherwise, horses are shown in English saddle seat bridles with curb bits only. Curb bits are prohibited for weanlings and yearlings.
2. **Handler Attire:** Handlers usually wear attire that is neat, clean, and appropriate for showing horses in-hand. This often includes conservative attire such as dress pants or khakis, a collared shirt or blouse, and closed-toe shoes. Some handlers may opt for more formal attire, particularly in championship or higher-level competitions.
3. **Horse Presentation:** The horse should be presented in-hand, meaning it is led by a handler (typically on a lead shank) rather than ridden. The handler should maintain proper position and present the horse to the judge in a professional manner. The horse's mane and tail should be neatly groomed, and any excess hair may be trimmed for a tidy appearance.
4. **Conformation:** Judges assess the horse's conformation, looking for structural correctness, balance, breed type, and overall quality. This includes evaluating the horse's proportions, angles, muscling, bone structure, and movement.
5. **Manners and Temperament:** The horse should display good manners and a cooperative temperament while being presented in-hand. It should stand quietly for inspection and move freely and smoothly when asked by the handler.
6. **Foot Handling:** In some in-hand classes, judges may inspect the horse's feet and legs for correctness, soundness, and quality of hoof care. The horse should be comfortable with having its feet handled and stand quietly for this examination.
7. **Presentation to the Judge:**  
The presentation of the horse to the judge is crucial, occurring at the appropriate moment and location within the show ring. This positioning enables the judge to thoroughly evaluate the horse from various angles and perspectives. Handlers must exhibit courtesy and attentiveness to the judge's directives.
8. **Upon the judge's discretion,** horses shall enter the ring and align themselves. Entries undergo individual assessment, initially while standing, then proceeding to a walk and trot on the line. Throughout, horses must demonstrate serviceable soundness. While standing, they should position themselves squarely on all four feet, ensuring the front legs are perpendicular

to the ground. Though the rear legs may be slightly back, horses must not appear stretched, as they will also be judged in this state during the class.

9. **Evaluation** primarily centers on type and conformation, with a secondary focus on the horse's ability to move correctly while led. Unnatural tail carriage warrants penalization.
10. **Handlers:** Only two handlers are permitted in the ring per horse. Each handler may carry one whip without appendages.
11. **Judging Criteria:** Judges evaluate various aspects of the horse's presentation, including conformation, movement, manners, breed type, and overall presence. Horses are typically scored based on how well they conform to the breed standard and their performance relative to other entries in the class. Shown: Standing; at the walk and trot. Judged: Type and conformation; with consideration given for the horse's ability to move correctly on the lead.

### CS3.6 Morgan Park Harness

1. **Eligibility:** Horses entered in the class must be registered Morgans. The class may have divisions based on age, gender, or other criteria. Open to professionals, amateurs and Juvenile Exhibitors. Shoeing and toe length of horse with pads may not exceed 5  $\frac{3}{4}$  inches.
2. **Attire:** The driver typically wears formal attire, including a suit or jacket, tie, gloves, and a driving hat. Attire should be conservative, neat, and in good condition.
3. **Tack:** The horse should be hitched to a suitable harness and four wheeled vehicle appropriate for park harness classes. The harness should be clean, well-fitted, and include all necessary components for safe and effective driving. The vehicle should also be clean and well-maintained. One attendant, without a whip, must head each entry. Bridle should consist of driving snaffle and half cheek configured with an overcheck or side check. A liverpool bit with side check configuration is permitted if used with half cheek. Running martingales to be used ONLY when the horse is driven in a snaffle bit.
4. **Conformation and Movement:** Judges assess both the conformation and movement of the horse. Morgans competing in park harness classes are expected to exhibit the breed's characteristic traits, including a well-arched neck, strong hindquarters, and fluid movement with good action and extension. The horse should demonstrate energy, animation, and presence while being driven.
5. **Manners and Performance:** The horse should demonstrate excellent manners, responsiveness to the driver's aids, and an overall pleasurable performance. This includes steady, consistent gaits, smooth transitions, and obedience to the driver's commands.
6. **Judging Criteria:** Judges evaluate various aspects including conformation, movement, manners, suitability as a park harness horse, and the overall impression of the turnout. Emphasis is often placed on brilliance, animation, style, and performance under harness.
  - **Junior Horse, Open and Youth** classes, horses to be shown at a park walk, park trot and "show your horse." In all Ladies, Amateur and Juvenile Exhibitor classes, the horses are to be shown at a park walk and park trot.
  - **Open and Youth** classes, horses to be judged on performance with proper cadence and balance, presence, quality, manners, and suitability as a stylish harness horse 60%; type and conformation 40%.
  - **Junior Horse** classes, horses to be judged on quality, performance with proper cadence and balance, presence, manners, and suitability as a stylish harness horse 60%; type and conformation 40%.
  - **Juvenile Exhibitor, Ladies and Amateur** classes, horses to be judged on manners, suitability, quality, and performance with proper cadence and balance 60%; type and conformation 40%. ● Championships to be judged 50% - 50%.



## CS3.7 Morgan Park Saddle

1. **Eligibility:** Horses entered in the class must be registered Morgans. Park Saddle classes may have divisions based on age, gender, or other criteria. Open to professionals, amateurs and Juvenile Exhibitors. Shoeing and toe length of the horse including pads may not exceed 5 <sup>3</sup>/<sub>4</sub> inches.
2. **Attire:** Riders usually wear traditional park saddle attire, which includes a formal show coat, light-colored jodhpurs or breeches, tall boots, a derby or appropriate headgear, and gloves. Attire should be neat, clean, and in good condition. Formal attire after 6pm is most appropriate.
3. **Tack:** The horse should be equipped with a suitable park saddle and bridle. Saddle must be saddle seat styled. The full English bridle should be clean, well-fitted, and include a suitable curb bit and bridoon for the horse's comfort and control. Spurs and whips permitted, martingales, bell boots, braided man or action devices are not.
4. **Conformation and Movement:** Judges assess both the conformation and movement of the horse. Morgans competing in park saddle classes are expected to exhibit the breed's characteristic traits, including a well-arched neck, strong hindquarters, and animated, high-stepping movement with good extension. The horse should move with energy, brilliance, and collection.
5. **Manners and Performance:** The horse should demonstrate excellent manners, responsiveness to the rider's aids, and an overall pleasurable performance. This includes steady, rhythmic gaits, smooth transitions, and obedience to the rider's commands. In a Park Saddle class, horses typically perform at a collected, high-stepping trot and canter. The pace should showcase the horse's athleticism, presence, and ability to perform in a showy manner.
6. **Presentation:** Presentation of both horse and rider is important. This includes grooming, turnout, and overall presentation of the turnout as a polished and harmonious team. The horse should be neatly trimmed and braided if appropriate.
7. **Judging Criteria:** Judges evaluate various aspects including conformation, movement, manners, suitability as a park saddle horse, and the overall impression of the turnout. Emphasis is often placed on brilliance, style, and presence. Shown: Park walk, park trot, canter – both ways of ring. NOT to be asked to back. Judged: 60% performance with proper cadence and balance, presence, quality, manners; 40% type and conformation. Championships judged 50/50 with open and junior horses to be stripped.

- **Open and Youth classes**, horses to be judged on performance with proper cadence and balance, presence, quality, and manners 60%; type and conformation 40%.
- **Junior Horse classes**, horses to be judged on quality, presence, performance with proper cadence and balance, and manners 60%; type and conformation 40%.
- **Juvenile Exhibitor, Amateur and Ladies classes**, horses to be judged on manners, suitability, quality, and performance with proper cadence and balance 60%; type and conformation 40%.

### CS3.8 Morgan Pleasure Driving

1. **Eligibility:** Horses entered in the class must be registered Morgans, open to drivers in the professional, amateur and Juvenile Exhibitor divisions. Shoeing and toe length including pads cannot exceed 5 inches.
2. **Attire:** The driver typically wears formal driving attire, which may include a suit or jacket, tie, gloves, and a driving hat. Attire should be conservative, neat, and in good condition.
3. **Tack:** The horse should be hitched to a suitable two wheel carriage or cart with a properly fitted harness appropriate for pleasure driving. The harness should be clean, well-maintained, and provide comfort and safety for the horse. The vehicle should also be clean and well-maintained. A driving snaffle with half cheek along with an over or side check is standard. One or two bits allowed. Martingales are not permitted.
4. **Conformation and Movement:** Judges assess both the conformation and movement of the horse. Morgans competing in pleasure driving classes should exhibit the breed's characteristic traits, including a well-arched neck, strong hindquarters, and fluid movement with good action and extension. The horse should move freely and willingly while pulling the carriage or vehicle.
5. **Manners and Performance:** The horse should demonstrate excellent manners, responsiveness to the driver's cues, and an overall pleasurable performance. This includes steady, consistent gaits, smooth transitions, and obedience to the driver's commands. In a Pleasure Driving class, horses typically perform at a controlled, steady trot. The pace should be suitable for an enjoyable drive and allow the horse to demonstrate its movement and style while maintaining proper carriage and frame.
6. **Presentation:** Presentation of both horse and driver is important. This includes grooming, turnout, and overall presentation of the turnout as a polished and harmonious team. The horse should be neatly groomed, with a clean and well-maintained appearance.
7. **Judging Criteria:** Judges evaluate various aspects including conformation, movement, manners, suitability as a pleasure driving horse, and the overall impression of the turnout. Emphasis is often placed on the horse's performance under harness, as well as the driver's skill and presentation. To be shown at a walk, pleasure trot and road trot. Horses may be asked to back. One attendant, without a whip, must head each entry.
  - **Open and Youth classes,** horses to be judged on manners, performance with proper cadence and balance, quality, presence, and apparent ability to give a good pleasure drive 60%; type and conformation 40%.

- **Junior Horse classes**, horses to be judged on manners, quality, performance with proper cadence and balance, presence, and apparent ability to give a good pleasure drive 60%; type and conformation 40%.
- **Juvenile Exhibitor classes**, horses to be judged on manners, suitability, performance with proper cadence and balance, quality, presence, and apparent ability to give a good pleasure drive 60%; type and conformation 40%.
- **Ladies classes**, horses to be judged on manners, suitability, quality, performance with proper cadence and balance, presence, and apparent ability to give a good pleasure drive 60%; type and conformation 40%.
- **Amateur classes**, horses to be judged on manners, performance with proper cadence and balance, suitability, quality, presence, and apparent ability to give a good pleasure drive 60%; type and conformation 40%.
- **Championships** to be judged 50% - 50%.

### CS3.9 Morgan Roadster

1. **Eligibility:** Horses entered in the class must be registered Morgans. Roadster classes may have divisions based on age, gender, or other criteria. Open to professional, amateur or Juvenile Exhibitors. Shoeing toe length including pads may not exceed 5 and  $\frac{3}{4}$  inches.
2. **Attire:** Drivers typically wear formal roadster attire, which includes a brightly colored jacket or vest, tie, white pants, and gloves and roadster cap or protective helmet for Juvenile Exhibitors. Attire should be neat, clean, and in good condition.
3. **Tack:** The horse should be hitched to a suitable roadster cart or sulky with a properly fitted harness. The two wheeled harness should be lightweight and specifically designed for roadster classes, providing comfort and safety for the horse. The vehicle should also be clean and well-maintained.
4. **Conformation and Movement:** Judges assess both the conformation and movement of the horse. Morgans competing in roadster classes should exhibit the breed's characteristic traits, including a well-arched neck, strong hindquarters, and powerful, high-stepping movement. The horse should move with speed, energy, and animation while pulling the cart or sulky.
5. **Manners and Performance:** The horse should demonstrate excellent manners, responsiveness to the driver's cues, and an overall pleasurable performance. This includes a controlled, high-stepping trot and possibly a hand gallop, as well as smooth transitions and obedience to the driver's commands. In a Roadster class, horses typically perform at a fast, high-stepping trot and possibly a hand gallop. The pace should showcase the horse's speed, athleticism, and style while pulling the cart or sulky.
6. **Presentation:** Presentation of both horse and driver is important. This includes grooming, turnout, and overall presentation of the turnout as a polished and harmonious team. The horse should be neatly groomed, with a clean and well-maintained appearance.
7. **Judging Criteria:** Judges evaluate various aspects including conformation, movement, manners, suitability as a roadster horse, and the overall impression of the turnout. Emphasis is often placed on speed, animation, and style. Shown: First way of ring, jog-trot and road gait. Then reverse, jog-trot, road gait, and "at speed." May ask Roadsters to walk. Judged: 60% performance with proper cadence and balance, speed, quality, and manners; 40% type and conformation. Championships judged 50/50.

### CS3.10 Morgan Sport Horse

- 1. Eligibility:** Horses entered in the class must be registered Morgans. Sport Horse classes may have divisions based on age, gender, or specific disciplines. Open to Professional, Amateurs or Juvenile Exhibitors.
- 2. Attire:** Riders typically wear attire appropriate for their specific discipline within the sport horse category. This may include dressage attire, hunter/jumper attire, eventing attire, or other discipline-specific clothing. Attire should be neat, clean, and in good condition.
- 3. Tack:** The horse should be equipped with suitable Tack & Apparel for its discipline, such as a dressage saddle, jumping saddle, or eventing saddle. The bridle should be appropriate for the discipline and include a bit suitable for the horse's comfort and control. Tack & Apparel should be clean, well-maintained, and properly fitted.
- 4. Conformation and Movement:** Judges assess both the conformation and movement of the horse. Morgans competing in sport horse classes should exhibit the breed's characteristic traits, including a well-arched neck, strong hindquarters, and balanced movement. The horse's movement should be suited to its discipline, whether it be dressage, jumping, eventing, or another sport.
- 5. Performance:** The horse should demonstrate skill, athleticism, and responsiveness to the rider's aids. This includes correct and balanced movement, proper form over jumps (if applicable), and willingness to perform the required tasks of the discipline. The pace varies depending on the specific discipline within the sport horse category. For dressage, horses perform at various gaits including walk, trot, and canter. In jumping and eventing, horses may perform at a controlled trot or canter with variations in speed and collection depending on the course requirements.
- 6. Presentation:** Presentation of both horse and rider is important. This includes grooming, turnout, and overall presentation of the turnout as a polished and harmonious team. The horse should be neatly groomed, with a clean and well-maintained appearance.
- 7. Judging Criteria:** Judges evaluate various aspects including conformation, movement, performance, suitability as a sport horse, and the overall impression of the turnout. Emphasis is often placed on the horse's athleticism, willingness, and suitability for its chosen discipline. Shown: Walk, trot, and canter both directions. Judged: Performance (purity and quality of gaits), manners, conformation, suitability as a Sport horse and quality.

### CS3.11 Morgan Walk Trot

1. **Eligibility:** Riders of all ages may participate in Walk Trot classes, but they are often aimed at novice or beginner riders who are learning the basics of horsemanship and riding. The class may have divisions based on age, experience level, or other criteria. Open to Amateur and Juvenile Exhibitors. May not cross enter horse into any other division, or shown at the canter with the horse and rider for the season. Stallions are prohibited.
2. **Attire:** Riders usually wear appropriate attire for the show ring, which may include breeches or jodhpurs, a collared shirt or polo shirt, and paddock boots or tall boots. A ASTM/SEI-certified helmet is typically required for all riders for safety reasons. Attire should be neat, clean, and in good condition. Rim pads may be checked by a steward on classic horses. One attendant without whip per entry will be permitted in the lineup and will be called in by the announcer.
3. **Tack:** Horses should be equipped with suitable Tack for the rider's comfort and safety. This typically includes a well-fitted English or Western saddle appropriate for the discipline and a bridle with a mild bit suitable for the horse's level of training and the rider's skill level.
4. **Conformation and Movement:** While conformation is still important, the emphasis in Walk Trot classes is more on the rider's ability to control the horse at the walk and trot gaits rather than the horse's movement. However, judges may still evaluate the horse's movement for soundness and willingness.
5. **Performance:** Riders are judged on their ability to control the horse at the walk and trot gaits, maintain proper position and balance, and execute any required maneuvers or patterns with accuracy and confidence. Riders should demonstrate effective use of aids and clear communication with the horse. As the name suggests, Walk Trot classes only include the walk and trot gaits. Riders should demonstrate smooth, rhythmic transitions between the two gaits and maintain a consistent pace throughout the class.
6. **Presentation:** Riders should present themselves and their horses neatly and professionally in the show ring. This includes grooming, turnout, and overall presentation of the turnout as a polished and harmonious team.
7. **Judging Criteria:** Judges evaluate various aspects including rider position and effectiveness, control of the horse, and overall presentation. Emphasis is often placed on the rider's confidence, balance, and ability to communicate with the horse. Shown: On the rail at the walk and trot - both ways of the ring. NOT to be asked to back. No tests or patterns may be called for. Judged on the ability of the rider.

### CS3.12 Morgan Western Pleasure

1. **Eligibility:** Horses entered in the class must be registered Morgans. Western Pleasure classes may have divisions based on age, gender, or other criteria. Open to professionals, amateurs and Juvenile Exhibitors. Shoeing and toe length including pads cannot exceed 5 inches.
2. **Attire:** Riders typically wear traditional Western attire, which includes a Western hat, long-sleeved shirt with western necktie or pin. Western-style pants and chaps, and boots. Attire should be neat, clean, and in good condition. Gloves are optional, however preferred in equitation.
3. **Tack:** The horse should be equipped with suitable Western tack, including a Western saddle, breast harness, bridle, and standard western bit, defined as not exceeding 8 ½ inches with the mouthpiece bar not exceeding 5/16" to ¾" inches in diameter. Jointed bits are allowed with 2-3 joints. Slip, gag, rigid donut, or reigning or polo bits not allowed. Hackamores and snaffles permitted on junior horses 4 years and younger. The saddle should fit the horse properly and be comfortable for both horse and rider. The bridle should be clean, well-fitted, and include a suitable bit for the horse's comfort and control.
4. **Conformation and Movement:** Judges assess both the conformation and movement of the horse. Morgans competing in Western Pleasure classes should exhibit the breed's characteristic traits, including a well-arched neck, strong hindquarters, and smooth, relaxed movement. The horse should move freely and willingly in a relaxed frame.
5. **Manners and Performance:** The horse should demonstrate excellent manners, responsiveness to the rider's cues, and an overall pleasurable performance. This includes steady, consistent gaits, smooth transitions, and obedience to the rider's commands. In a Western Pleasure class, horses typically perform at a controlled, relaxed jog and lope. The pace should be suitable for a comfortable ride and allow the horse to demonstrate its movement and style while maintaining a relaxed and collected frame.
6. **Presentation:** Presentation of both horse and rider is important. This includes grooming, turnout, and overall presentation of the turnout as a polished and harmonious team. The horse should be neatly groomed, with a clean and well-maintained appearance.
7. **Judging Criteria:** Judges evaluate various aspects including conformation, movement, manners, suitability as a Western pleasure horse, and the overall impression of the turnout. Emphasis is often placed on the horse's ability to perform comfortably and willingly at the jog and lope gaits. Shown: Walk, jog-trot, and lope. May ask for extension of any gait. Required to back. Judged: 60% manners, performance with proper cadence and balance, quality, presence, and apparent ability to give a good pleasure ride; 40% type and conformation.



### CS3.13 Morgan Working Hunter

1. **Eligibility:** Horses entered in the class must be registered Morgans. Working Hunter classes may have divisions based on age, experience level, or other criteria. Open to professionals, amateurs and Juvenile Exhibitors.
2. **Attire:** Riders typically wear traditional hunter attire, which includes a show coat, light-colored breeches, field boots or dress boots, a show shirt with a choker or stock tie, and an ASTM/SEI-certified helmet. Attire should be neat, clean, and in good condition.
3. **Tack:** The horse should be equipped with suitable Hunter tack, including a well-fitted English saddle, bridle with a snaffle bit or suitable hunter bit, and appropriate saddle pad. Tack should be clean, well-maintained, and in accordance with traditional hunter standards.
4. **Conformation and Movement:** Judges assess both the conformation and movement of the horse. Morgans competing in Working Hunter classes should exhibit the breed's characteristic traits while demonstrating correct hunter movement. This includes a ground-covering trot, a balanced canter, and an athletic jump over fences.
5. **Jumping:** Working Hunter classes typically include a jumping component. Horses are judged on their jumping form, style, and willingness. Jumps are set at regulation heights and include both fences and natural obstacles commonly found in hunting fields.
6. **Manners and Performance:** The horse should demonstrate excellent manners, responsiveness to the rider's aids, and an overall pleasurable performance. This includes steady, rhythmic gaits, smooth transitions, and obedience to the rider's commands both on the flat and over fences.
7. **Presentation:** Presentation of both horse and rider is important. This includes grooming, turnout, and overall presentation of the turnout as a polished and harmonious team. The horse should be neatly groomed, with a clean and well-maintained appearance.
8. **Judging Criteria:** Judges evaluate various aspects including conformation, movement, jumping ability, manners, suitability as a working hunter, and the overall impression of the turnout. Emphasis is often placed on the horse's jumping form, consistency, and style over fences.
  - **Amateur & Juvenile Exhibitor - Shown:** Execute at least eight (8) jumping attempts over hunter-style fences 2'6"-2'9" with one (1) change of direction recommended. May be asked to back. Must jog for soundness with rider dismounted if considering horse for award. Judged on performance, manners and soundness.

- **Regular** - Shown: Execute at least eight (8) jumping attempts over hunter-style fences 3'-3'3" with one (1) change of direction recommended. May be asked to back. Must jog for soundness with rider dismounted if considering horse for award. Judged: Performance, manners and soundness.
- **Under Saddle** - Shown: Walk, trot, canter, and hand gallop both ways of the ring. May be asked to back. Excessive speed at the hand gallop should be penalized. Light contact is required and the horse should be responsive, obedient, alert, and move freely. Judged on performance, manners and soundness.
- **Bridle Path Hack** - Shown: Walk, trot, canter, and hand gallop both ways of the ring. Horses must back easily and stand quietly while the rider dismounts and mounts. May be asked to back. Judged on performance, manners and soundness.
- **Hunter Warm Up** - Shown: Execute at least eight (8) jumping attempts over hunter-style fences with one (1) change of direction recommended. May be asked to back. Must jog for soundness with rider dismounted if considering horse for award. Judged on performance, manners and soundness.

### CS3.14 Morgan Sport Horse

1. **Eligibility:** Horses entered in the class must be registered Morgans. Sport Horse classes may have divisions based on age, gender, or specific disciplines. Open to Professionals, Amateurs and Juvenile Exhibitors.
2. **Attire:** Riders typically wear attire appropriate for their specific discipline within the sport horse category. This may include dressage attire, hunter/jumper attire, eventing attire, or other discipline-specific clothing. Attire should be neat, clean, and in good condition.
3. **Tack:** The horse should be equipped with suitable tack for its discipline, such as a dressage saddle, jumping saddle, or eventing saddle. The bridle should be appropriate for the discipline and include a bit suitable for the horse's comfort and control. Tack & Apparel should be clean, well-maintained, and properly fitted.
4. **Conformation and Movement:** Judges assess both the conformation and movement of the horse. Morgans competing in sport horse classes should exhibit the breed's characteristic traits, including a well-arched neck, strong hindquarters, and balanced movement. The horse's movement should be suited to its discipline, whether it be dressage, jumping, eventing, or another sport.
5. **Performance:** The horse should demonstrate skill, athleticism, and responsiveness to the rider's aids. This includes correct and balanced movement, proper form over jumps (if applicable), and willingness to perform the required tasks of the discipline. The pace varies depending on the specific discipline within the sport horse category. For dressage, horses perform at various gaits including walk, trot, and canter. In jumping and eventing, horses may perform at a controlled trot or canter with variations in speed and collection depending on the course requirements.
6. **Presentation:** Presentation of both horse and rider is important. This includes grooming, turnout, and overall presentation as a polished and harmonious team.
7. **Judging Criteria:** Judges evaluate various aspects including rider position and effectiveness, control of the horse, and overall presentation. Emphasis is often placed on the horse's athleticism, willingness, and suitability for its chosen discipline.
  - **Horse Suitability** - Shown on the triangle or on the rail at the walk and trot. Judged on proper movement, conformation and manners, and suitability as a Sport Horse. Gaits to be evaluated in terms of purity, quality, and correctness.

- **Under Saddle Qualifier** - Shown: Walk, trot, and canter both directions. Judged: Performance (purity and quality of gaits), manners, conformation, suitability as a Sport horse and quality.
- **In Hand** - Shown: Approach one at a time at a walk to apex of triangle. Lead horse on perimeter of triangle at walk and trot, returning to the apex. When presented to the judge, shown in "open position". Judged on type and conformation, with consideration given for the horse's ability to move correctly on the lead.
- **Sport Championship** – To have completed the qualifier class. Judged on performance (purity and quality of gaits), manners, conformation, suitability as a Sport horse, and quality.



SC 21 - ROADSTER

## **SC21.0 Sport Concepts - Roadster**

### **SC21.1 Eligibility & Type - Roadster Horse**

1. Must possess the characteristics of a Standardbred, resembling a sleek racehorse.
2. Non-breed specific horses competing in road horse classes must hold an identification number issued by the American Road Horse and Pony Association (ARHPA).
3. Appearance should be pleasing, with balanced conformation and well-behaved demeanor.
4. The head should exhibit refinement, featuring a broad forehead, slender throat latch, ample nostrils, and a shallow mouth.
5. The neck should be slender yet muscular, extending into a well-developed chest.
6. Legs should be refined and sturdy, supported by powerful shoulders and hindquarters.
7. Presented with a full mane and tail, and may display any coat color.
8. Tail carriage should be elevated while in motion.
9. Roadsters may be showcased in bike, under saddle, and/or road wagon classes:
  - a. Bike horses should demonstrate three distinct trot speeds while maintaining form, resembling a refined race horse.
  - b. Under Saddle horses should possess elegance and the ability to carry their heads high naturally.
  - c. Wagon horses are typically larger and more hearty in appearance than those exhibited in bike classes. They must possess the strength to pull a wagon comfortably without sacrificing form, and should complement the wagon's appearance with their good looks.

### **SC21.2 Eligibility & Type - Roadster Ponies**

1. Are not required to have ID number or registration
2. Must have a current Measurement Card or be measured prior to competing at an event.
3. Road Ponies are not permitted to compete in Roadster Horse classes.

### **SC21.3 Animal Welfare**

1. Horses and ponies must exhibit smooth, natural movement without mechanical or labored gait during all required paces.
2. Roadsters should demonstrate lively animation and a commanding presence while executing all necessary gaits.
3. Shoeing practices should prioritize the enhancement of comfort, balance, and overall soundness of the horse. Penalization will occur for any signs of compromised movement due to excessive shoeing.
4. The use of pads and wedges is permissible to safeguard the feet and limbs from the impact of the horse's natural gait and maintain hoof wall integrity. Protective hoof bands are allowed to preserve hoof integrity and prevent shoe loss, which could otherwise cause hoof trauma.
5. No horse or pony may participate in this division with any substance intended to alter tail carriage chemically or otherwise.
6. Animals displaying indications of inhumane treatment will be disqualified from competition.

### **SC21.4 Show Protocol - Roadster Horses and Roadster Ponies**

1. Roadsters are required to trot at three distinct speeds: the jog-trot, the road gait, and full speed.
2. Regardless of speed, they must maintain proper form, with their chins tucked and legs working efficiently beneath them.
3. Headers are encouraged and permitted for these classes.
4. A balanced trot is characterized by knees folding, hocks flexing, straight front leg action, and coordinated motion. Any deviation such as sprawling front legs, dragging hind legs, or straddle-gaited action is penalized.
5. Roadsters should display animation, brilliance, and a commanding presence while performing at the jog-trot or road gait.
6. Exhibitors must ensure their entries maintain form and show speed when required to drive on.
7. Entries displaying laborious movement, pacing, or mixed gaits are penalized.
8. Judges must emphasize the requirement for roadsters to perform at three distinct speeds and penalize exhibitors executing incorrect gaits.
9. Roadsters must enter the ring clockwise at a jog-trot, then perform at the road gait, and turn counter-clockwise to repeat the process before trotting at speed.
10. During line-up, exhibitors must continue in the second direction to reach the line-up area; failure to comply results in penalties.
11. Roadsters must maintain a steady trot along straight sections and around turns.
12. Any entry deemed unsafe by the judge(s) must be excused from the class.

13. Participants are expected to stay on the rail unless passing, reach the far end of each corner without leaning, respond promptly to gentle rein cues, and stand calmly when assessed in the center of the ring.
14. Entries displaying inappropriate or dangerous behavior must be immediately eliminated.
15. Drivers must sit towards the inside edge of the seat and hold the end of the reins. Both feet must remain in the stirrups during the performance except when in the lineup.
16. Judges are responsible for ensuring safety regulations are followed.
17. Workouts are judged both ways of the ring as a new class, with tied horses considered for placings.
18. Entries may request one five-minute time out per class, including workouts.
19. When entries are in the line-up, drivers and attendants must refrain from taking any action that could impact another entry.
20. In Juvenile, Youth or Amateur Roadster Horse or Pony classes, when entries are lined up, one attendant is permitted to enter the ring and head their entry. Attendants may hold the entry, but must release the entry when judges approach for inspection. The Roadster must remain checked and any adjustment of overcheck - such as moving to a string or lengthening - is prohibited and will lead to elimination.
21. During a workout in Juvenile, Youth or Amateur Roadster classes, an attendant can be present in the ring for entries not participating in the workout. The attendant may uncheck and hold the entry during the workout, but after the workout is over, the entry must be checked again.
22. A class is considered concluded when it has been judged according to the rules and the judges have submitted their cards. In qualifying classes, the judge's cards must be submitted before an entry is eligible to compete in the Championship class.
23. UPHA Classics - See Rules at [UPHAonline.com](http://UPHAonline.com)

## **SC21.5 Tack & Apparel**

### **Harness:**

1. Required equipment includes square blinkers, a snaffle bit, and an attached overcheck rein (optional overcheck bit).
2. A breastplate featuring straight flaps, coupled with traces crafted in a rounded shape with flat ends, is required. In the case of pairs, English-style collars are utilized.
3. Martingales are mandatory. Breechings must be utilized in all Wagon classes.
4. In Horse Bike and Wagon classes (excluding Roadster Pony classes), the overcheck must remain attached to the water hook until the class concludes. If the check breaks or becomes detached, the entry must use a timeout to reattach it. If the check breaks or detaches a second time, the horse must be excused from the ring by the judge(s). In such cases, the horse will still qualify for the championship.

### **Vehicles**

1. Roadsters are to be presented with a Bike, Road Wagon, or Caffrey style Buggy. All vehicles must exhibit good appearance and stability.
2. Horse Bikes must adhere to a standard size of at least 48" width with a double seat.



3. If the judge determines a vehicle to be unsafe, the entry must be excused from the ring. Entries excused under these circumstances will still qualify for the championship, provided the vehicle complies with the rules.

### **Appliances**

1. Horses and ponies are not permitted to be shown with artificial appliances, except for those listed within this chapter as acceptable.
2. The use of shackles, draw reins, kicking straps, German martingales, or other training devices is prohibited in the competition ring.
3. Leather straps without appendages are permitted as action devices in warm-up areas on the competition grounds during or before a competition. Rubber or elastic exercising devices fastened with a stable ring on a simple leather strap are also acceptable, with the option of covering them with wool or fleece for protection. However, attaching elastic straps or devices to any portion of the harness or bridle is not allowed. Furthermore, using chains or rollers as action devices on the competition premises during or prior to a competition is strictly forbidden.
4. Inconspicuously applied hair in the tail is permitted.
5. The front feet may have protective boots.

### **Attire**

1. In Bike or Under Saddle classes, the entry is required to wear Roadster Silks, a cap, or protective headgear. Entry numbers must be displayed on the driver's or rider's back.
2. In Road Wagon classes, exhibitors are to wear a business suit with a hat of their choice. The entry number is worn on the driver's back.
3. The use of electronic communication devices for coaching purposes outside the ring is prohibited in all Roadster Division classes, except for individuals with a permanent hearing impairment who are permitted to use such devices upon submission of written certification from a treating medical professional.
4. Exhibitors with disabilities (other than hearing impairment) will be provided reasonable accommodation upon submission of written certification from a treating medical professional's office, identifying the necessary accommodation for safe competition. The certification must be provided to the competition Manager/Steward within a reasonable timeframe prior to competing.
5. Protective headgear is strongly recommended for all participants in any class within the Roadster Division, unless otherwise mandated by local law.
6. Juvenile Exhibitors in Roadster to Bike or Roadster Under Saddle classes are required to wear well-fitted protective headgear while riding or driving anywhere on the show grounds. Helmets must be securely fastened and appropriately adjusted.

## **CS21.0 Class Specifications - Roadster Horse and Roadster Pony**

1. Bike and Wagon Horse classes must be split if there are more than 10 entries.
2. Under Saddle Horse classes must be split if there are more than 12 entries.
3. Roadster Pony classes must be split if there are more than 15 entries.
4. Split classes should be divided by selecting every other number on the list of entries, with separate prize money allocated.
5. It is recommended that classes for Juveniles be divided by the age of the driver, and a Juvenile Championship be offered.
6. Notification of intent to divide must be provided at least one hour prior to the start of the session.
7. Divided sections must be posted in the competition office and announced over the public address system or listed in the program.
8. Classes may be divided according to gender.
9. The entire prize money can be divided, and the division of prizes must be publicly announced at least one hour before the session commences.
10. Stallions are prohibited in Ladies, Youth, and Juvenile classes.

### **In Roadster Horse Classes**

1. If no Youth Amateur qualifying classes are available, Youth Amateurs aged 15 and above are permitted to participate in Amateur, Open, Ladies, or Gentlemen's qualifying classes.
2. In the absence of a Youth Amateur championship class, those aged 15 and above may enter the Amateur Championship instead. Youth Amateurs aged 15 and above may only engage in Open Championship classes if no other championship options are provided at the event.
3. The usage of protective headgear is mandatory for Youth Amateurs participating in these classes.

### **In Roadster Pony Classes**

1. If no Juvenile Championship is offered at the competition, ponies shown in Juvenile classes are eligible for the Amateur Championship.
2. If an Amateur Championship is not offered, ponies shown in Juvenile classes are eligible for the Open Championship.
3. Juveniles are allowed to show in Open Roadster Pony to Wagon classes and Amateur or Open Roadster Pony to Bike classes if Juvenile or Amateur classes are not offered.
4. Juveniles must wear protective headgear in these classes.
5. In Maiden/Novice/Limit Roadster, a horse or pony is classified as such if it has not obtained one/three/six first-place ribbons, respectively, at any competitions. Ribbons acquired within one category of the Roadster division do not contribute to the determination of Maiden, Novice, or Limit status if the horse competes in a different category (e.g., Bike to Wagon, Saddle to Bike, etc.).

6. An Amateur/Youth Novice driver and an Amateur/Youth Limit driver is a driver that has not won three (3) first place ribbons for Novice and six (6) first place ribbons for Limit respectively at any competitions. Ribbons won within one section of the Roadster division do not count in the reckoning of Novice, and Limit Driver status if the driver competes in a different section.

## **CS21.1 Roadster to Bike Division - Classes Offered**

### **Roadster to Bike - 3 Year Old - Payout Championship - Mane Event Horse Show**

See Mane Event Prize List for qualification, rules and payouts.

### **Roadster to Bike - Open and Open Championship**

Entries are initially presented at a jog-trot and road gait, followed by a reversal and demonstration at a jog-trot, road gait, and finally at speed. Judging criteria include performance, speed, quality, and manners.

### **Roadster to Bike - Amateur and Amateur Championship**

The exhibition begins with a presentation at a jog-trot and road gait, followed by a reversal and demonstration at a jog-trot, road gait, and ultimately at speed. Judging criteria encompass manners, performance, speed, and quality.

### **Roadster to Bike - Amateur/Youth Novice/Limit Driver**

Entries are initially displayed at a jog-trot and road gait, followed by a reversal and demonstration at a jog-trot, road gait, and concluding with speed. Judging encompasses manner, performance, speed, and quality. In the event of more than 10 entries, classes will be divided.

### **Roadster to Bike - Ladies and Ladies Championship**

The entry is first showcased at a jog-trot and road gait, then reversed and presented again at a jog-trot, road gait, and finally at speed. Judging criteria include manners, performance, quality, and speed. This class is specifically tailored for a Lady driver.

### **Roadster to Bike - Juvenile, Youth Amateur**

Emphasis will be placed on the manners of the horse as a crucial requirement to ensure safety. Judges are mandated to promptly excuse any horse exhibiting behavior that suggests it may be beyond the control of the driver. Protective headgear is mandatory. Exhibitors must fall within the age range of 15-21. Classes with over 10 entries will be divided, and headers will be permitted, and encouraged for these classes. The exhibition sequence involves starting with a jog-trot and road gait, then reversing and showcasing at a jog-trot, road gait, and finally at speed. Judging criteria encompass manners, performance, quality, and speed.

### **Roadster to Bike - Juvenile, Youth Championship**

Entrants must have participated, shown, and been evaluated in a qualifying Youth class. Emphasis will be placed on the horse's manners as a key safety requirement. Judges are mandated to excuse any horse that appears to exceed the driver's control. Protective headgear is obligatory. Participants must be aged between 15 and 21. Classes exceeding 10 entries will be divided. Headers will be permitted, and encouraged for these classes. The presentation sequence includes a jog-trot and road gait initially, followed by a reversal and demonstration at a jog-trot, road gait, and finally at speed. Assessment criteria include manners, performance, quality, and speed.

### **Roadster to Bike - Maiden/Novice/Limit**

Entries are to be exhibited initially at a jog-trot and road gait, then reversed and displayed at a jog-trot, road gait, and finally at speed. Judging will be based on performance, speed, quality, and manners.

### **Roadster to Bike - Pairs**

Shown to Wagon first at a jog-trot, and road gait, then reversed and shown at a jog-trot, road gait, and then at speed. Judged on performance, speed, quality, manners, style, and Tack & Apparel.

## **CS21.2 Roadster To Wagon Division - Classes Offered**

### **Roadster To Wagon - Open and Open Championship**

The exhibition begins with a presentation at a jog-trot and road gait, followed by a reversal and demonstration at a jog-trot, road gait, and finally at speed. Judging will assess performance, speed, quality, and manners.

### **Roadster To Wagon - Amateur and Amateur Championship**

Entries will be displayed initially at a jog-trot and road gait, then reversed and showcased at a jog-trot, road gait, and finally at speed. Judging criteria encompass manners, performance, speed, and quality.

### **Roadster To Wagon - Appointment Class**

Entries must be qualified to compete in the OPEN, AMATEUR, OPEN CHAMPIONSHIP, or AMATEUR CHAMPIONSHIP categories. The presentation sequence involves beginning with a jog-trot and road gait, followed by a reversal and demonstration at a jog-trot, road gait, and finally at speed. Evaluation will be based on manners, performance, speed, and quality. Required Tack & Apparel include the following items: rasp, scrapper, hoof pick, screwdriver, farrier's knife, farrier's hammer, knife, goggles, matches, washers, spool wire, wrench, wire pliers, nippers, punch, oil can, horse shoes, horse shoe nails, blanket pins, whisk broom, flask, cooler, halter, rain coat/cover, curry comb, brush, lead strap, clock, and light.

## **CS21.3 Roadster Horse Under Saddle Division**

### **Tack & Apparel**

Presented under an English saddle, utilizing a running martingale and an open bridle with a snaffle bit, along with the option of a single or double rein. Protective boots are permitted on the front feet for the horse's comfort and safety.

The rider must wear Roadster Silks, with a matching jacket and cap. Protective headgear is compulsory for riders aged 15 to 21 years.

## **Roadster Under Saddle Division - Classes Offered**

### **Roadster Horse Under Saddle - Youth and Youth Championship**

Participants must be aged between 15 and 21 years. The exhibition will commence with a presentation at a jog-trot and road gait, followed by a reversal and demonstration at a jog-trot, road gait, and subsequently at speed. Headers will be permitted for these classes. Evaluation will be based on manners, performance, quality, and speed. Emphasis will be placed on the horse's manners to ensure safety. Judges are obligated to excuse any horse that appears too challenging for the rider to handle. Protective headgear is mandatory.

### **Roadster Horse Under Saddle - Open and Open Championship**

The presentation will begin with a demonstration at a jog-trot and road gait, followed by a reversal and display at a jog-trot, road gait, and finally at speed. Assessment will be based on performance, speed, quality, and manners.

### **Roadster Horse Under Saddle - Amateur and Amateur Championship**

Entries will first be showcased at a jog-trot and road gait, then reversed and presented again at a jog-trot, road gait, and finally at speed. Evaluation criteria include manners, performance, speed, and quality.

### **Roadster Horse Under Saddle - Championship**

Participants must have been entered, shown, and judged in any other Roadster Under Saddle class within this section. The exhibition will commence with a presentation at a jog-trot and road gait, followed by a reversal and display at a jog-trot, road gait, and finally at speed. Evaluation will be based on performance, speed, quality, and manners.

## **CS21.4 Roadster Pony Division**

1. Classes for Roadster ponies to Bike are limited to ponies 13 hands (52” and under).
  - a. If entries justify, two sections may be provided:
    - i. 50” and under;
    - ii. Over 50” but not exceeding 52”.
  - b. If two sections are available, a championship/stake may be offered for each section.
2. In Under Saddle classes and Roadster Pony to Wagon classes, entries must not exceed 54”.
3. During the lineup in classes restricted to Juveniles and Amateurs, one attendant is permitted to head the pony, but must refrain from touching the entry unless there is a safety concern. Any altering of overcheck ie: moving to a string or lengthening, is prohibited and will result in elimination.
4. Entries may be unchecked and held during a workout. Following the workout, the pony must be rechecked and the attendant move way. The attendant must not take any action that would interfere with another entry.
5. In all Ladies, Amateur, and Juvenile roadster pony classes, the judge(s) must inspect every entry in the lineup.
6. If no Juvenile qualifying or championship classes are offered at a competition, juveniles may enter the Amateur or Ladies qualifying or championship classes, but protective headgear is required. If an amateur championship is unavailable, ponies shown in juvenile classes are eligible for the open championship. Juveniles are allowed to show in Open Roadster Pony to Wagon classes and amateur or open Roadster Pony to Bike classes if Juvenile or Amateur classes are not offered. The use of protective headgear is required by Juveniles in these classes.
7. Roadster ponies must enter the ring in a clockwise manner and will be showcased first at a jog-trot and road gait, then reversed and shown at a jog-trot, road gait, and finally at speed.

### **Roadster Pony Division - Classes Offered:**

#### **Roadster Pony - Amateur to Bike**

Judged on manners, performance, presence, quality, and conformation.

#### **Roadster Pony - Single Roadster to Bike Juvenile or Ladies**

Judged on manners, presence, quality, performance, speed and conformation.

#### **Roadster Pony - Single Roadster to Bike Juvenile, Amateur or Ladies Championship**

Entries must be shown by a Juvenile, Amateur, or Lady and judged in any qualifying class with the same judging specifications. If an amateur ladies class is unavailable, amateur ladies participating in the open ladies class will be eligible for the amateur championship. Evaluation criteria include manners, presence, quality, performance, speed, and conformation.

### **Roadster Pony - Single Championship to Bike**

To be eligible ponies must be entered, shown and judged in another class in harness in this division. Shown to a bike. Judged on performance, speed, presence, quality, conformation and manners.

### **Roadster Pony - Juvenile Roadster Pony Under Saddle**

Entries will be showcased under English saddle, utilizing a running martingale, open bridle with a snaffle bit, and single or double rein, along with protective boots. The rider must wear stable colors, a jacket, and protective headgear that matches. Judging will evaluate manners, performance, speed, presence, quality, and conformation. It's important to note that saddle classes do not qualify a pony for harness championships.

### **Roadster Pony - Single Roadster to Bike 4YO & Under**

Entries must be qualified to compete in the OPEN, LIMIT, NOVICE, and JUNIOR TO BIKE categories. Evaluation will be based on performance, speed, presence, quality, conformation, and manners.

### **Roadster Pony - Single Roadster Pony to Wagon**

Ponies must be 54 inches and under. Entries will be evaluated based on performance, speed, presence, quality, and conformation. Exhibitors are required to wear a business suit with a hat of their choice. Breeching is mandatory in all wagon classes. If no championship is available for this class, it will serve as a qualifying class for the Single Roadster Pony to Bike Championship, provided the pony meets the height restrictions for Roadster to Bike entries.

### **Roadster Pony - Roadster Pony Combination**

The class is open to Juveniles. Ponies will first be showcased in both directions of the ring as a Roadster pony to bike. Competitors will then be called to the line-up, where ponies will be unhooked and saddled, before being returned to the rail to be shown under saddle at the required gaits. Two attendants per entry are permitted to assist with the changing of Tack & Apparel. If the bridle is changed, the harness bridle must not be removed until the pony is completely unhooked from the bike. Ponies must be shown by the same rider and driver. In both segments of the class, ponies will be shown first at a jog-trot and road gait, then reversed and shown at a jog-trot, road gait, and finally at speed. The Roadster Pony to Bike segment will be judged on suitability, manners, performance, speed, and quality, while the Roadster Pony Under Saddle segment will be judged on manners, performance, speed, presence, quality, and the suitability of the rider to the pony.



SC 22 - SADDLE SEAT EQUITATION



## SC22.0 Sports Concepts - Saddle Seat Equitation

### SC22.1 Saddle Seat Equitation - General

1. **Description:** Saddle Seat Equitation is a discipline within the equestrian world that emphasizes correct rider position, balance, and effective communication with the horse while riding in a specific saddle style. The class focuses on the precision and smoothness of the rider's performance.
2. **The objective** of the Saddle Seat Equitation class is to evaluate the rider's ability to maintain proper form, control, and communication with the horse while executing specific gaits and maneuvers.
3. **Judging Criteria** Rider Position: Evaluate the rider's posture, alignment, and overall position in the saddle. The rider should demonstrate a straight back, relaxed shoulders, and proper leg alignment.
4. **Balance and Control:** Assess the rider's ability to maintain balance and control at all gaits and transitions. The rider should demonstrate smooth, fluid movements and effective use of aids.
5. **Communication with the Horse:** Evaluate the rider's ability to communicate effectively with the horse through subtle cues and aids. Look for responsiveness, obedience, and harmony between horse and rider.
6. **Presentation:** Consider the overall presentation of the rider, including grooming, attire, and deportment in the ring.
7. **Required Maneuvers:** The class may include specific gaits and maneuvers such as walk, trot, canter as well as transitions between gaits. Riders may also be asked to perform individual tests or patterns at the judge's discretion.
8. **Disqualifications:** Riders may be disqualified for unsafe riding practices, excessive disobedience or resistance from the horse, or failure to adhere to class rules and guidelines.
9. **Scoring** is based on the judge's evaluation of the rider's performance according to the judging criteria. Points may be deducted for errors or faults in execution.
10. **Note:** This class specification is intended for general informational purposes and may be adapted or modified to suit specific event requirements or organizational rules.

## **SC22.2 Saddle Seat Equitation - Positions While In Motion**

1. Walk: minor motion in saddle.
2. Trot: minor elevation in the saddle when posting on the correct diagonal; hips under body not mechanical up-and-down nor swinging forward and backward.
3. Canter: firmly seated, moving with horse, but not rocking
4. Slow Gait: steadily seated in saddle, intermittent calf pressure permissible, hands slightly raised, flexible contact.
5. Rack: seated smoothly in the saddle; legs down and slightly back, not thrust forward; hands low in motion with gait, but placement optional to individual rider and horse.

## **SC22.3 Saddle Seat Equitation - Class Execution Protocol**

1. Each exhibitor is permitted to request a single 5 minute time-out per class.
2. It is the duty of the judge to remove any horse from the ring that displays unruly behavior or poses a danger to the rider, other exhibitors, or their entries.

## **SC22.4 Saddle Seat Equitation - Tack & Apparel**

1. Maintaining a traditional appearance is essential for riders, following established customs. Judges are required to penalize or disqualify participants who do not adhere to these standards.
2. Informal riding attire includes a jacket and jodhpurs in a conservative color, paired with a collared shirt, tie, vest, gloves, jodhpur boots, and a derby or soft hat. Protective headgear is allowed without penalty.
3. Acceptable colors for casual suits are limited to black, blue, grey, burgundy, green, beige, or brown. Patterns such as herringbone and pin stripes are permitted, but other colors are not allowed and may result in penalties.
4. Only appropriate attire is permitted in specific equitation classes, regardless of the time of day.
5. Formal riding attire consists of a jacket, jodhpurs, formal shirt, bow tie, vest or cummerbund, and a top hat (for women) or soft hat (for men). Acceptable colors for formal attire include dark grey, dark brown, dark blue, or black.
6. The formal shirt must be white or off-white, with matching accessories. Any other colors may result in penalties. Formal attire is only required after 6:00 p.m., and optional for certain classes.

7. Blunt spurs and riding crops are optional equipment, with specific guidelines regarding their design. Taping of rowelled spurs is prohibited.
8. Participants are required to showcase their entries using either full bridles (including curb and snaffle bits) or Pelham bits exclusively in all Saddle Seat equitation classes. The use of martingales or similar tie-downs is strictly forbidden.
9. Only flat English-type saddles are permitted for use. Saddles of the forward seat, Western, and side saddle varieties are not allowed.

### **SC22.5 Saddle Seat Equitation - Class Execution Protocol**

1. Riders must enter the ring by turning to the right and proceeding counterclockwise.
2. All riders are required to perform in both directions of the ring at the designated gaits.
3. Penalties will be applied for incorrect diagonals and leads.
4. The order to reverse can be initiated by turning either towards or away from the rail.
5. Upon command, entries will line up, and riders may be asked to perform additional tests as specified for the class.
6. In all classes, judges must walk the lineup.
7. In National Finals classes, such as The Good Hands and Saddle Seat championships, judges must group competitors in batches of 20 or fewer.
8. For other Saddle Seat classes, if there are 20 or more entries, it is advisable to divide the class into separate sections, alternating the entries for trophies and ribbons.
9. If there are 25 or more entries, the class must be split, with notifications provided at least one hour before the start. The judge has the authority to determine the number of riders from each section in elimination classes.
10. Classes for Junior and Senior riders may be combined.
11. Any class requiring a workout must adhere to the specified guidelines for each class.
12. In classes with individual tests, the judge's evaluation is based on a balanced assessment of railwork and individual tests.
13. All entries selected for collective workouts must perform in both directions of the ring as requested.

14. Falls of horse or rider will not result in elimination but may be subject to penalties at the judge's discretion.
15. Prize money may not be offered in Equitation classes except for scholarship funds.
16. Rider numbers must be worn on the back and remain clearly visible during competition.
17. Attention-grabbing devices and noise-making items are prohibited in and around competition rings during scheduled sessions.
18. The use of explosives and fire extinguishers by exhibitors or competitors (except in the case of fire) is strictly prohibited on competition grounds at all times.

## **CS22.0 Saddle Seat Equitation - Class Specifications & Qualifications**

Four age categories may be offered but may vary according to local conditions

1. **Juvenile riders 10** years of age and under
2. **Juvenile riders 11-13** years of age
3. **Juvenile riders 14-17** years of age
4. **Adult amateurs** 18 years of age and over
5. **Maiden, Novice, Limit.** Open to riders that have not won one/three/six first place ribbons respectively competing in equitation classes from the closing date of entries. One horse classes do not count toward the reckoning of status.
  - i. Blue ribbons won in the Hunter section will not affect a rider's status in the Saddle or Stock sections, etc. Ribbons won in classes restricted to a particular breed will affect a rider's status.
  - ii. Ribbons won as a Juvenile affect a rider's status when competing as an adult. Ribbons won in leadline classes and in classes where entries are not required to ride at all gaits will not affect Maiden, Novice, Limit and Intermediate status.
6. **Maiden class** is for a juvenile rider who has not won a first place ribbon. Skill Sets Low

7. **Novice class** is for a Juvenile rider who has not won three first place ribbons. Skill Sets Low & Medium
8. **Limit class** is for a Juvenile rider has not won six first place ribbons. Skill Sets Low & Medium
9. **Walk and Trot classes** are open to riders aged 10 and under. Evaluation takes place on the rail at a walking and trotting pace exclusively. Riders must not have participated in any class that required a canter wearing a full suit. It is advisable to divide classes with 12 or more entries. In the event of division, entries are typically split into two classes: one for riders aged 8 and under and another for riders aged 9 and 10. Headers are permitted in the lineup and will be called in by the announcer after the lineup is formed and before judging commences. No additional tests will be administered.
10. **11 TO 13.** For Juvenile riders who have reached their 11th but not their 14th birthday. Skill Sets Low to Medium.
11. **13 AND UNDER.** For riders who have not reached their 14th birthday. Skill Sets Low to Complex.
12. **14 TO 17.** For Juvenile riders who have reached their 14th but not their 18th birthday. Skill Sets Medium to High.
13. **OPEN.** For Juvenile riders who have not reached their 18th birthday. Skill Sets Medium to High. Selection by a judge should take into consideration riders abilities.

### **CS22.1 Saddle Seat Equitation - Pleasure Division**

1. Juvenile riders are permitted to ride Pleasure horses with full mane and tail, displaying a natural carriage.
2. Classes may be categorized by the rider's sex and/or age.
3. If participating with American Saddlebreds, horses concurrently entered in the Country Pleasure division at the same event are prohibited from wearing tail sets or bustles while on the premises.
4. Riders engaged in these classes are restricted from competing in any other Saddle Seat Equitation classes at the same event, except for UPHA, The Good Hands, and American Saddlebred Pleasure Equitation Medallion Saddle Seat classes, specifically on Pleasure horses with full manes and tails and natural carriage.
5. Riders participating in Pleasure Equitation classes retain eligibility to compete in the Open Saddle Seat Equitation Championship solely on a Pleasure horse with a full mane and tail, maintaining natural carriage, provided a Pleasure Equitation Championship is not offered at that event.

### **CS22.2 Saddle Seat Equitation - Adult Riders**

Open to amateur riders 18 years of age or older. Skill Sets Low to High.

### **CS22.3 Saddle Seat Equitation - Championships**

1. The decision to restrict championships to ribbon winners lies with competition management.
2. Competition management is required to allow any class in the saddle seat sections (such as age groups, Challenge Cups, Medals, etc.) of the Equitation or Breed specific Divisions to count as qualifying classes for the open saddle seat equitation championship for riders 17 & under.
3. An Adult rider is only eligible to compete back in an Adult Saddle Seat Championship.
4. Judges must work a minimum number of riders per number of ribbons awarded (including classes with one entry) from any of the Saddle Seat Equitation Tests appropriate for the class.
5. Five Gaited Equitation/Horsemanship: Open to amateur riders of any age.

## **CS22.4a The Good Hands National Finals**

The Mane Event Horse Show is host to the Good Hands National Finals.

1. The Good Hands Qualifying Classes: For juveniles who have not reached their 18th birthday. To be judged at a walk, trot, and canter. A minimum of two riders are required to individually execute a figure eight at a canter, trot to the judge, stop, and back. Afterward, Traditional Tests 1-15 may be called for. Judging is based 40% on railwork and 60% on individual workout. Only horsemanship counts. Proper Tack & Apparel is required for two competitors to fill a class. A rider must place first or second to qualify for The Good Hands Finals. Winning once eliminates the rider from further competition in this class for the remainder of the qualifying season.
2. The Good Hands Finals: Entries must have placed first or second in an official Good Hands qualifying class at an approved competition and must be properly certified by the competition's secretary. The winner of this championship is not eligible for further participation in this particular event. Open to Juvenile riders who have not reached their 18th birthday.
3. The finals consist of two sections: Preliminaries and the Championship class. The preliminary class(es) also serve as an elimination for the Championship class. In the preliminary, all eligible competitors are judged as a group at the walk, trot, and canter both ways of the ring, and then individually execute the mandatory workout. Judging is based 40% on railwork, 60% on individual workout. Judges select 10-15 contestants to compete in the Championship class.
4. In the final phase, all contestants are judged as a group at the walk, trot, and canter both ways of the ring. All contestants individually execute a prescribed workout. Further testing of any contestants may be requested at the judges' discretion. Judging is based on 40% railwork, 60% individual workout. A rider's performance in the preliminary has equal consideration as the performance in the final phase. In the event a horse becomes incapacitated, upon examination of the competition's veterinarian and a judge or steward, a substitution will be permitted.

## **CS22.4b UPHA Challenge Cup**

See <https://www.uphaonline.com/>

## **CS22.5 Saddle Seat Equitation - Instructions for Executing Skill Set Tests**

1. All tests, whether performed individually or collectively, must adhere strictly to the specified guidelines. No other testing methods are permitted.
2. Instructions for each test must be publicly announced before they commence.
3. Ensure all circles and turns are executed on the correct diagonals and leads according to the horse's movement.
4. When riding on the left diagonal, the rider should rise out of the saddle when the horse's left front leg is in the air. Conversely, on the right diagonal, rise when the horse's right front leg is in the air.
5. On the left lead, the horse's left leg should extend further than the right; conversely, on the right lead, the right leg should reach further than the left.
6. All changes of lead must be executed through a simple change, where the horse transitions back to a halt or walk before restarting the canter on the opposite lead.
7. In Championship classes, individual workout instructions must be written down by the judge and submitted to the announcer at the beginning of the class.
8. The judge may choose to post instructions at their discretion, provided it's announced and displayed at least one hour prior to the relevant session.
9. The workout pattern for Championship classes must not be shared online or on social media before being displayed in the horse show office.
10. Competition organizers are encouraged to post the workout more than one hour in advance, if possible.
11. At World and National Championships and Finals, competitors must be given sufficient time to walk the posted workout in the competition arena, with a minimum recommendation of 30 minutes.
12. In classes requiring a workout, judges must work a minimum number of riders per ribbons awarded in the class.



13. Judges have the authority to select which riders will undergo additional testing.
14. A judge must immediately excuse any horse that displays unruly behavior or poses a threat to the safety of the rider, handler, other exhibitors, or their entries.

### **CS22.6 Saddle Seat Equitation - Testing the Rider**

1. Alternatively known as Traditional Tests 1-16, now arranged by Complexity Skill Sets going from Low to High.
2. Each pattern skill set has a recommended scoring range. When a judge is selecting a pattern, the skillset of the riders in the class should be heavily weighed. Dropping of stirrups must not be selected for 13& under and Adult riders.
3. It's recommended that complex skill sets be reserved for Championships and used with the more skilled riders. Judges may elect to combine multiple patterns from variable skill levels. Per pattern execution should not take more than 60-90 seconds per rider.
4. Judges must post patterns at least 2 hours before the start of the session if a pattern is going to be posted.
5. One pair of riders may be asked to exchange horses to execute patterns or perform rail work as a tie breaker.

6. Traditional Tests 1-15 conversion chart to Skill Sets 1-15 with Minimum Age requirement to execute. Below chart are Skill Set testing instructions.

Traditional Test No.	Brief Description	Skill Set No.	Complexity by Minimum Age
Traditional Test 1	Trotting Circle	Skill Set M	Medium Complexity 11 & Over
Traditional Test 2	Line Trot	Skill Set L	Low Complexity 11 & Over
Traditional Test 3	Line Canter	Skill Set L	Low Complexity 11 & Over
Traditional Test 4	Ring Performance	Skill Set H	High Complexity 13 & Over
Traditional Test 5	Line Up Iron Drop	Skill Set L	Low Complexity 11yo & Over
Traditional Test 6	Diagonals Changes	Skill Set M	Medium Complexity 11yo & Over
Traditional Test 7	Trotting Serpentine	Skill Set M	Medium Complexity 11yo & Over
Traditional Test 8	Backup	Skill Set L	Low Complexity 11yo & Over
Traditional Test 9	Trotting Figure 8	Skill Set M	Medium Complexity 11yo & Over
Traditional Test 10	Cantering Circle	Skill Set M	High Complexity 11yo & Over
Traditional Test 11	Cantering Serpentine	Skill Set H	High Complexity 11yo & Over
Traditional Test 12	Cantering Figure 8	Skill Set H	High Complexity 11yo & Over
Traditional Test 13	Cantering Lead Changes	Skill Set H	High Complexity 11yo & Over
Traditional Test 14	Iron Recovery	Skill Set H	High Complexity 14yo & Over
Traditional Test 15	Rider Choice	Skill Set H	High Complexity 14yo & Over
Traditional Test 16	Exchange Horses	Skill Set H	Extreme Complexity

### **CS22.7 - Low Complexity Skill Sets - 11yo & Over**

Possible Points: 1-5 performed in line up or straight line along rail no canter

1. **L1. Dropping of Irons in Lineup** - (Traditional Test 5) As instructed by judge or ringmaster each rider to disengage irons while in lineup. Then re-engage irons.
2. **L2. Backing Straight Line** - (Traditional Test 8) Riders can be asked to back in a straight line for no more than 8 steps. Must halt and stand quietly before returning to the starting point.
3. **L3. Straight Line Walk or Trot** - (Traditional Test 2) Should be executed down the long side on or off the rail on the correct diagonal.

### **CS22.8 - Medium Complexity Skill Sets - 13yo & Under**

Possible Points: 5-10 trotting on or off the rail

1. **M1. Trotting Circle** - (Traditional Test 1) Circling clockwise (to the right) and posting to the left diagonal; going counter-clockwise (to the left) and posting to the right diagonal.
2. **M2. Changing Diagonals** - (Traditional Test 6) Judge specifies the number of diagonal changes to be executed on or off the rail. Judge also to specify the beginning diagonal to start the pattern. No less than 2 diagonal changes are required per pattern/rider.
3. **M3. Trotting Serpentine** - (Traditional Test 7) Riders to execute a series of left and right half circles down one long side. Change of at least three (3) diagonals at the top of each half circle.
4. **M4. Trotting Figure Eight** - (Traditional Test 9) Riders to demonstrate at least 2 changes of diagonal. If starting the figure eight facing the center ring, it must be started from the halt.

### **CS22.9 - High Complexity Skill Sets**

Possible Points: 10-20 cantering patterns, dropping of irons while performing.

1. **H1. Canter Straight Line** - (Traditional Test 3) Canter a straight line on the correct lead.
2. **H2. Ring Performance & Showmanship** - (Traditional Test 4) Executed at a walk, trot, or canter, using the correct leads and diagonals. Each rider executes individually, and no more than two trips around the ring.

3. **H2. Canter Simple Lead Changes** - (Traditional Test 13) Canter a straight line down the arena long side. Judge may specify number of simple lead changes and/or the starting lead. Riders who execute the pattern off the rail successfully should be awarded a higher working score.
4. **H3. Canter a Circle** - (Traditional Test 10) If going clockwise (to the right), horse should be on the right lead. When going counterclockwise (to the left), horse should be on the left lead. Demonstrating a starting and stopping point to each circle.
5. **H4. Canter a Serpentine** - (Traditional Test 11) Riders to execute at least two half circles down the long side of one rail. Judge to designate the starting canter lead, and may ask for change of leads at the top of each half circle.
6. **H5. Figure Eight at Canter**. (Traditional Test 12) Riders demonstrate at least 2 changes of leads. If starting the figure eight facing the center ring, it must be started from the halt. If starting the figure eight facing outward, it should be started at the canter and conclude with the halt in the center.
7. **H6. Recovery of Irons** - (Traditional Test 14) Riders may be asked to drop, then ride and finally re-engage irons from any gait. However, not more than 60 seconds at the trot.
8. **H7. Riders Design** - (Traditional Test 15) Riders can be asked to demonstrate a 60-90 second work-out of their design by choosing one or combining several skill sets above. Rider must advise judge which skill sets will be performed and their order of execution. Rider must provide two copies of the skills design; one for the judge and one for the announcer. Rider will have no more than 60-90 seconds to complete. Judging of the rider must stop at 90 seconds, but rider is not penalized for finishing. Riders Design demonstrations should only be used in Championship or Medal classes.
9. **H8 Exchange Horses** - (Traditional Test 16) This examination is intended solely for implementation after four or more of the leading riders have undergone testing. Only a single pair of riders is permitted to swap horses, except in the scenario of a three-way deadlock. The substitution of saddles is permissible. Each horse's attendant involved in the exchange is granted access to the arena solely to facilitate the transition. The aim of this assessment is to resolve a tie. The swapping of horses may be employed to resolve a three-way tie in an Equitation Championship or Final. In such instances, horses will be exchanged based on the placements indicated on the call judge's card. The rider in first place will switch to the horse of the rider in second place, the second-place rider will switch to the horse of the rider in third place, and the rider in third place will switch to the horse of the rider in first place.

## SC23.0 Sports Concepts - Monarch National Championship

### Single Bit Classes

To qualify for the Monarch National Championship, compete at any horse show with less than 400 entries. Qualification runs annually from September to September. Monarch National Championship is held annually in Springfield, IL the first weekend in September. For more information go to [MonarchShowSeries.com](http://MonarchShowSeries.com)

#### Class Specifications - Monarch National Championship - Single Bit Classes

1. **Single Bit classes are open to Amateur or Juvenile** riders in a snaffle bit only (no curb bits or curb chains allowed), with a running martingale, German martingale or draw rein.
2. **Tack & Apparel** should be of show ring quality. Riders are to wear appropriate show ring attire.
3. **Horse/rider combinations** may not cross enter into another division, with the exception of the Model, Showmanship and Pattern classes, unless otherwise stated in the prize list.
4. **Elite Single Bit classes** are open to both professionals and amateurs. Amateurs or juveniles may show in both regular Single Bit and Elite Single Bit classes at the same horse show. However, the same horse/rider combination may not compete in both the W/T and the W/T/C sections of the Single Bit division at the same horse show.

ASB Pleasure Five Gaited Single Bit: Flat walk, trot, slow gait, rack, and canter both ways of the ring.

Entries must stand quietly in the line-up. Judged: 75% on manners, performance, presence, and quality; 25% on total conformation.

ASB Pleasure Walk/Trot Single Bit: Flat walk and trot both ways of the ring. Entries must stand

quietly in the line-up. Judged: 75% on manners, performance, presence, and quality; 25% on total conformation.

ASB Pleasure W/T/C Single Bit: Flat walk, trot, and canter both ways of the ring. Entries must stand quietly in the line-up. Judged: 75% on manners, performance, presence, and quality; 25% on total conformation.

**EQUINE**  
Sports Council

SC 24 - HUNTER / JUMPER

## SC24.0 Sports Concepts - Hunter Jumpers

The ESC HJ Rules are intended for use at ESC Sanctioned Hunter/Jumper Competitions. ESC H/J Competitions may be dually sanctioned with other H/J organizations. The prize list of applicant H/J Competitions must be submitted to ESC at least 30 days prior to the horse show date for approval by ESC. Any other sanctioning body must be indicated on the Prize List. The Prize List must specify which divisions or classes are to be sanctioned by ESC and/or any other organization. Shows are not required to offer all of the divisions/classes described in these Rules, and may offer classes not described in these Rules, however, any divisions/classes not described in these Rules will only be sanctioned by ESC at ESC's sole discretion. Where these specific HJ Rules conflict with any other ESC Rules, the HJ Rules shall govern at ESC H/J Competitions.

The following General Principles apply to H/J Competitions:

- **Course Design** – Shall typically consist of 8 to 10 jumps for Hunters and 12 -16 jumps for Jumpers. The Hunter and/or Jumper course designer, or their designated representative, must be present at all sessions of a competition and be available to report to the judge at any time that the course is ready in all respects. The Hunter course designer is responsible for the correctness of the course and must give consideration to any suggestions made by the judge. The Jumper course designer is responsible for laying out the course, building the obstacles and for the measurement of the course.
- **Hunters** - Hunters shall be judged on their suitability, performance, manners, and way of going over fences and under saddle. Three disobediences in an over fences class shall result in elimination. A rider or horse fall over fences or under saddle shall result in elimination. Deviating from the posted course shall result in elimination.
- **Jumpers** - Jumper classes are scored objectively according to the Table specified for each class. Penalties are four faults for the lowering of any obstacle, four faults for a disobedience, and 1 fault for each second or part of second over the time allowed. Two disobediences shall result in elimination. A rider or horse fall shall result in elimination. Deviating from the posted course shall result in elimination.
- **Equitation** - Equitation classes are judged on the rider's ability, form, and skill to allow the horse to perform at its best. Three refusals shall result in elimination. A rider or horse fall shall result in elimination.

## **SC 24.1 HJ Tack and Attire**

- A. All riders must wear ASTM/SEI approved helmets at all times while mounted.
- B. It is the tradition of the show ring that riders be correctly attired for the class in question and horses properly presented. Formal attire is preferred, but not required, except in Equitation classes. Judges may excuse formal attire in Equitation classes when the welfare of riders is at risk.
- C. Safety vests are permitted but not required.
- D. Standing martingales are permitted only in over fences classes and only where the height of the fences does not exceed 1.15m. Running martingales are permitted in both hunter and jumper classes at any height.
- E. In hunter classes, two ring or three ring bits, gag bits (other than hunter gag bits), and other unconventional bits shall be penalized. Drop, flash & figure eight nosebands are not permitted in hunter classes.
- F. Draw reins and German Martingales may only be used when schooling or in jumper classes with no prize money that are offered at 1.15m or below. Ponies may not be ridden by a Junior in draw reins or German martingales at any time. Draw reins are not permitted in hunter classes. No other head set devices (chambon, etc.) are permitted in any class.
- G. Protective boots are allowed in jumper and equitation classes only.
- H. Competitors are prohibited from using a whip that is longer than 30” (75cm) while in the process of jumping or schooling over fences. A rider may not carry more than one whip. Whips that are weighted at the end are prohibited at any time.
- I. Any rider competing with their stirrup, stirrup leather or foot tied and/or secured in any manner, will automatically be eliminated from that class. Riding anywhere on the competition grounds with stirrup, stirrup leather or foot tied or otherwise secured is prohibited.



## **SC 24.2 HJ Eligibility & Pony Measurements**

Horses may be of any breed, height or sex. Stallions may not be shown by juniors (except in Jumper classes) and may not be shown by any exhibitor in Equitation classes. There are height restrictions for pony jumpers detailed below. Exhibitors showing ponies should possess a correctly completed Measuring Certificate for their pony.

## **SC 24.3 HJ Equitation Division**

- A. Entries shall not have reached their 18th birthday. Shows are encouraged to offer adult equitation classes for riders who have reached their 18th birthday.
- B. In equitation classes only the rider is being judged, therefore any horse suitable for a particular style of riding and capable of performing the required class routine is acceptable. Stallions are prohibited. In Hunter Seat classes, the fall of horse or rider shall eliminate an exhibitor. Any rider not having his mount under sufficient control shall be dismissed from the ring and shall be disqualified from that class. Riders must remain on the same mount throughout all phases of an equitation class until the judge requests a change.
- C. Offering of money prizes in Equitation classes is forbidden.
- D. Shows may offer equitation divisions based on age, skill level, and/or prior results in equitation classes (e.g., may offer children's equitation, maiden equitation, short stirrup equitation, etc.).

## **SC 24.4 HJ Pony Hunter Division**

Open to ponies ridden by juniors. Ponies shown in this division may not be shown by an adult in any recognized division at the same horse show. Judged on performance, manners, and way of going. Small ponies (not to exceed 12.2h) to jump 2', medium ponies (over 12.2h - not to exceed 13.2h) to jump 2'3" and large ponies (over 13.2h - not to exceed 14.2h) to jump 2'6". Divisions must be offered split, but if there are not three ponies in either the Small/Medium or Large Pony divisions, the divisions must be combined. Lines less than 72' must be set on appropriate distances.

### **SC 24.5 HJ Children's/Junior Hunter Division**

Open to juniors mounted on horses. To be judged on performance, manners, and way of going. Fences 2'6 or 3'. Management may combine this division with the Adult Amateur Hunter division if there are fewer than 3 entries.

### **SC 24.6 HJ Adult Amateur/Amateur Hunter Division**

Open to adult amateur riders mounted on horses or ponies. To be judged on performance, manners, and way of going. Ponies shown by an adult may not be shown in the Pony Hunter division at the same horse show. Fences 2'6 or 3'. Management may combine this division with the Children's Hunter division if there are fewer than 3 entries.

### **SC 24.7 HJ Low/Schooling Hunter**

Open to horses and ponies. To be judged on performance, manners, and way of going. Fences 2'6 or 3'.

### **SC 24.8 HJ Working/Performance Hunter**

Open to horses. To be judged on performance, manners, and way of going. Classes may be offered with height options but fences may not be lower than 3'0" and may not exceed 3'6".

### **SC 24.9 HJ Green Hunter**

Open to horses in their first or second year of showing over fences at 2'6" or higher. To be eligible for green hunter status, horses may not have shown over fences 2'6" or higher prior to the current competition year. Fences to be 2'6" and 3'. Both heights must be offered and judged together.

## **SC 24.6 HJ Thoroughbred Hunter**

Limited to horses who are registered or eligible to be registered with the Jockey Club. To be judged on performance, manners, and way of going. To be shown at 2'6" or 3' in height. Both heights must be offered and judged together.

## **SC 24.7 HJ Jumper Division**

- A. No manual poling and or offsets.
- B. Schooling areas for jumpers must have jump equipment to set at least one vertical and one spread jump with safety cups.
- C. Jumpers may be of any breed, height, or sex except in a class restricted to ponies. Junior riders may show stallions except in a class restricted to ponies.
- D. Classes may be offered for Non-Pro Riders (can be divided by age), Thoroughbreds, Pony, Open, as well as specific Sections or Classes differentiated by specific height. Pony jumpers may not show in classes where the height of the fences exceeds 1.00m.
- E. Specifications must be included in prize list on the course plan. This may be shown as either specific height in feet/inches or metric measure or a height range of not more than 5cm or 3" (i.e. 1.10m to 1.15m or 3'7" to 3'9"). If a range is indicated, fence heights may not be lower than the low height specified except the first fence or the first element of a combination. The following fence dimensions are approximate equivalents in metric and English units:

0.70 m = Fences 2'3" in height

0.75 m = Fences 2'5" in height

0.80 m = Fences 2'7" in height

0.85 m = Fences 2'9" in height

0.90 m = Fences 2'11" in height

0.95 m = Fences 3'1" in height

1.00 m = Fences 3'3" in height

1.05 m = Fences 3'5" in height

1.10 m = Fences 3'7" in height

1.15 m = Fences 3'9" in height

1.20 m = Fences 3'11" in height

1.25 m = Fences 4'1" in height

1.30 m = Fences 4'3" in height

1.35 m = Fences 4'5" in height

1.40 m = Fences 4'7" in height

1.45 m = Fences 4'9" in height

1.50 m = Fences 4'11" in height

1.55 m = Fences 5'1" in height

1.60 m = Fences 5'3" in height

F. All obstacles must be numbered. Combination obstacles are those consisting of two or more jumping efforts, as indicated with the letters "A," "B," etc. Faults are accrued at all parts of a combination obstacle. Jumps may consist of any of the following: verticals, oxers, triple bars (only in classes where the height is 1.0m or higher), combinations, as well as variations such as liverpools, fans, etc.

G. A start line must be established at least 12' from the first obstacle and a finish line at least 24' from the last obstacle, each indicated by two markers at least 12' apart. There must be at least one change of direction in every course including jump-off courses.

H. No open water jumps or permanent obstacles are permitted.

I. The Time Allowed must be announced and posted prior to the start of the class. The Time Allowed may be adjusted on consultation between the judge and the course designer. However, the time allowed may not be adjusted once three competitors have completed the course. Optimum time classes are scored such that the optimum time is defined as 4 seconds less than the Time Allowed.

J. The judge should ensure that the course has been properly set according to specifications indicated in the prize list and that obstacles have been appropriately reset after disruption of any kind during the competition.


K. An audible signal is sounded for the following purposes:

1. to give the signal to start;
2. to stop a competitor for a time-out;
3. to pause the 45-second period which a rider has to begin the course in the event of an unforeseen incident;
4. to signal that a jump needs to be reset before a rider attempts to retake the jump after it has been knocked down during a refusal;
5. to give the signal for a competitor to continue his round after an interruption;
6. to signal elimination; and
7. to signal that the rider should not proceed to the jump-off round in a II2c class;

L. Timing and scoring shall be performed by judges in accordance with HJ 10.600 and the standard manner for recognized jumper competitions. Manual timing is permitted where timing equipment is not available.

M. Except for feature classes (e.g. a Mini-Prix or team format) where other Tables may be utilized, classes should be conducted under the following generally recognized Tables:

1. Table II (Clear Round)
2. Table II.2.1 (Speed)
3. Table II.2.b (Jump-Off—remain in ring after first round)
4. Table II.2.c (Two Phase—may not continue to second phase if faults incurred in first phase)

	EquineSportsCouncil.org 1-855-Equine1	<b>Page: 172 of 174</b> <b>Year: 2024</b> <b>Version: 5.3</b>
---	--	---

5. Table II.2.d (Two-Phase—faults scored across both phases; time in second phase breaks ties)
  
6. Table IV (Optimum Time—four seconds below Time Allowed)

**E**  **UINE**  
Sports Council

**SC 25 - WORKING RANCH**

## **SC 25.0 Sports Concepts - Working Ranch**

### **SC 25.1 General**

1. In the Working Ranch Division, horses are evaluated based on their performance as conveyances for various ranch tasks. They should exhibit qualities of being pleasant to ride while accomplishing these tasks. It's important to note that a horse cannot participate in both Western Pleasure and Ranch Riding divisions at the same show, regardless of division.
2. In contrast, the Trail Division assesses a horse's suitability for trail riding by gauging their ability to navigate organic obstacles while maintaining a pleasurable riding experience. Unlike the Working Ranch Division, horses in the Trail Division are allowed to cross-enter into the Western Pleasure division if desired.

### **SC25.2 Working Ranch - Judging Specifications**

1. This division is evaluated based on the horse's manners, suitability for ranch riding, and ability to promptly execute commands, showcasing a pleasurable riding experience. Heavy penalties are imposed on horses that exhibit hesitation to commands, excitement, or difficulty in maintaining quietness with the bit. Additionally, horses with tails of excessive length or hindrance in backing due to tail interference are heavily penalized.
2. In terms of appearance, only natural mane, tail, and forelock are permitted. Horses with artificial hair applied to them are disqualified from competition. This ensures fairness and adherence to the natural characteristics of the horse in this division.

### **SC 25.3 Required Patterns & Railwork**

1. In this division, horse and rider are required to execute a pattern that simulates ranch tasks, including changes of gait, gait extensions, crossing at least two logs, and lead changes. The maneuvers should reflect the level of training, relaxation, and quality of movement expected of a ranch-working horse. After completing the pattern, horses are asked to walk, jog, and lope in both directions of the ring before lining up in the center ring. Each horse must back at least five steps in a straight line.
2. Before the session begins, patterns are posted, and riders are expected to adhere to them. Disqualification may occur if riders deviate from the posted pattern. This ensures fairness and consistency in judging.



## SC 25.4 Trail Patterns Required

1. In the Trail Division, horse and rider are tasked with navigating a pattern through a series of organic obstacles. The pattern includes at least five obstacles that require the demonstration of various gaits such as walk, jog, and loping on both leads. Additionally, horses must back in a straight line for a minimum of five steps.
2. Specifically, the pattern should incorporate the navigation of at least three cavaletti poles placed flat on the ground, parallel to each other, and spaced at least three feet apart. Optional jumping obstacles may be included, with a maximum height of one foot and no more than one jump per trail course. However, jumps over or into water are not permitted.
3. Before the session begins, trail patterns are posted, and riders are expected to adhere to them. Deviation from the posted pattern may result in disqualification, ensuring consistency and fairness in judging.

## SC 25.5 Tack & Apparel

In the Western Pleasure division, specific equipment and attire are required for both horse and rider.

Horse Requirements:

- Western saddles with curb bits and curb chains are mandatory.
- Both split and romel reins are permitted for rider control.
- Snaffle bits, bosal, hackamore, cavesson, and martingale are not allowed.
- Splint and/or bell boots are permitted for horse protection.
- Horses may be flat shod or barefoot, with light therapeutic pads allowed for comfort.
- Braided mane, tail, or forelock are not permitted.
- Tongue ties or ear plugs are prohibited.

Rider Requirements:

- Riders must wear chaps, western shirts, cowboy hats, and boots as part of their attire.
- Gloves and spurs are allowed for rider aids.
- Crops or whips are not permitted in the arena during competition.
- These regulations ensure consistency and adherence to traditional Western Pleasure standards, emphasizing the skill and presentation of both horse and rider in the show ring.